

L/CERTIFIED BY LEXUS

161-POINT INSPECTION CHECKLIST

DEALER AND VEHICLE INFORMATION

Dealership Name

Dealership Code

Stock Number

VIN

Model

Year

R.O.#

Mileage

Date Inspected

Month

Date

Year

Technician Number

NOTE: Models and grades vary. Some features may not apply to your vehicle.

PASS FAIL

VEHICLE HISTORY

DIAGNOSTICS AND DOCUMENTATION

1.	Attach and inspect NSH for regular services completed and up-to-date, including latest service performed	<input type="checkbox"/>	<input type="checkbox"/>
2.	Perform Techstream Health Check/generate Diagnostic Report NOTE: Network connection required for all Techstream operations	<input type="checkbox"/>	<input type="checkbox"/>
3.	Check for non-completed SSCs and recalls. To confirm SSC check, attach a copy of diagnostic report. Check applicable vehicle multimedia system firmware version and ensure up-to-date.	<input type="checkbox"/>	<input type="checkbox"/>

VIN INSPECTION

4.	VIN Status Verification; in place and matching plates, engine compartment, door jambs, dash	<input type="checkbox"/>	<input type="checkbox"/>
5.	Inspect Certification Label (federal requirement)	<input type="checkbox"/>	<input type="checkbox"/>
6.	Check VIN label to paperwork	<input type="checkbox"/>	<input type="checkbox"/>

VEHICLE EXTERIOR

EXTERIOR APPEARANCE

7.	Body damage/dents/dings, paint chips/scratches	<input type="checkbox"/>	<input type="checkbox"/>
8.	Panel alignment/fit	<input type="checkbox"/>	<input type="checkbox"/>
9.	Trim and Moldings	<input type="checkbox"/>	<input type="checkbox"/>
10.	Windshield/Glass condition	<input type="checkbox"/>	<input type="checkbox"/>
11.	Head Lamp/Tail Lamp Lens condition	<input type="checkbox"/>	<input type="checkbox"/>





COMPLETE THE 161-POINT INSPECTION CHECKLIST, THEN PRINT THIS FORM AND MARK UP THE SECTION BELOW MANUALLY.
USING THE SYMBOLS BELOW, INDICATE IMPERFECTION LOCATIONS ON THE VEHICLE:

X - Chip

O - Dent

- Collision Damage

∩ - Scratch



VEHICLE EXTERIOR *(continued)*

DOOR LOCK SYSTEM

12.	1 Master Key with remote entry	<input type="checkbox"/>	<input type="checkbox"/>
13.	Smart Key operation. Check functionality of each key. Touch sensor operation/condition.	<input type="checkbox"/>	<input type="checkbox"/>
14.	Doors open/close smoothly using interior and exterior door handles	<input type="checkbox"/>	<input type="checkbox"/>
15.	Doors cannot be opened when lock button is in lock position	<input type="checkbox"/>	<input type="checkbox"/>
16.	Warning Chime – key in, door open	<input type="checkbox"/>	<input type="checkbox"/>
17.	Wireless Remote operation	<input type="checkbox"/>	<input type="checkbox"/>

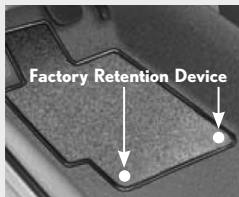
LIGHTS/INDICATORS

18.	Puddle Lamp lights in outside mirrors on approach	<input type="checkbox"/>	<input type="checkbox"/>
19.	Highlight HI/LOW beam (including aim) and HI Beam Indicator	<input type="checkbox"/>	<input type="checkbox"/>
20.	Adaptive Headlight Operation	<input type="checkbox"/>	<input type="checkbox"/>
21.	Turn Signal left/right and Instrument Panel Indicator	<input type="checkbox"/>	<input type="checkbox"/>
22.	Emergency Flashers and Instrument Panel Indicators	<input type="checkbox"/>	<input type="checkbox"/>
23.	Fog Lights	<input type="checkbox"/>	<input type="checkbox"/>
24.	Taillights/Backup Lights	<input type="checkbox"/>	<input type="checkbox"/>
25.	Brake and High-mount Stop Lights	<input type="checkbox"/>	<input type="checkbox"/>
26.	License Plate and Side Marker Lights	<input type="checkbox"/>	<input type="checkbox"/>

VEHICLE INTERIOR

INTERIOR APPEARANCE

27.	Seats front/rear	<input type="checkbox"/>	<input type="checkbox"/>
28.	Steering Wheel condition	<input type="checkbox"/>	<input type="checkbox"/>
29.	Armrests/Door Handles	<input type="checkbox"/>	<input type="checkbox"/>
30.	Lower door and sill plates (including illumination)	<input type="checkbox"/>	<input type="checkbox"/>
31.	Combination Meter/Dash Pad condition	<input type="checkbox"/>	<input type="checkbox"/>
32.	Gearshift	<input type="checkbox"/>	<input type="checkbox"/>
33.	Radio/AC markings	<input type="checkbox"/>	<input type="checkbox"/>
34.	Headliners/Sun Visors/Sunshades (including Rear Sunshade)	<input type="checkbox"/>	<input type="checkbox"/>
35.	Lights: Dome/Map/Vanity/Courtesy Lamps/Foot	<input type="checkbox"/>	<input type="checkbox"/>
36.	Carpets/Floor Mats – VERIFY: Correct driver’s floor mat installed and in correct position. Retaining hooks are functioning and mat is secured to hooks. Confirm no other mat is combined with proper floor mats manufactured for that specific vehicle.	<input type="checkbox"/>	<input type="checkbox"/>



FLOOR MAT PROPER INSTALLATION AND CARE

- Verify that the correct driver’s floor mat is installed.
- Verify proper driver’s floor mat installation using the factory retention device (clip or grommet style).
- Never install the driver’s floor mat with the bottom-side up, do not place another floor mat(s) on top of an existing mat. (NOTE: You should always regularly verify a customer’s driver’s floor mat is properly secured after a car wash, interior cleaning, etc.)

SEATS

37.	Seat Belts extend/retract smoothly	<input type="checkbox"/>	<input type="checkbox"/>
38.	Seat Belts free of twists, cuts or signs of wear	<input type="checkbox"/>	<input type="checkbox"/>
39.	Seat Belts buckle securely	<input type="checkbox"/>	<input type="checkbox"/>
40.	Inspect ALR/ELR	<input type="checkbox"/>	<input type="checkbox"/>
41.	Memory Control	<input type="checkbox"/>	<input type="checkbox"/>
42.	Headrest	<input type="checkbox"/>	<input type="checkbox"/>
43.	Heaters/Coolers/Ventilators	<input type="checkbox"/>	<input type="checkbox"/>
44.	Seat adjustments (cushion angle, height angle, lumbar, tract, extension)	<input type="checkbox"/>	<input type="checkbox"/>

VEHICLE INTERIOR *(continued)*

INSTRUMENT PANEL		PASS	FAIL
45.	Instrument Panel brightness control knob	<input type="checkbox"/>	<input type="checkbox"/>
46.	Warning Lights: oil pressure, brake, fuel, charge, seat belts, open door, engine check, rear light failure, ABS, SRS, Park Assist, BSM Indicator	<input type="checkbox"/>	<input type="checkbox"/>
47.	Gauges	<input type="checkbox"/>	<input type="checkbox"/>
48.	MID: All screens, function, energy monitor, consumption, etc.	<input type="checkbox"/>	<input type="checkbox"/>
WINDOWS		PASS	FAIL
49.	Auto windows	<input type="checkbox"/>	<input type="checkbox"/>
50.	Window Lock	<input type="checkbox"/>	<input type="checkbox"/>
51.	Moonroof Tilt/Slide	<input type="checkbox"/>	<input type="checkbox"/>
52.	Convertible Top	<input type="checkbox"/>	<input type="checkbox"/>
STEERING WHEEL		PASS	FAIL
53.	Tilt/Telescopic	<input type="checkbox"/>	<input type="checkbox"/>
54.	Horn	<input type="checkbox"/>	<input type="checkbox"/>
55.	Controls/Switches	<input type="checkbox"/>	<input type="checkbox"/>
56.	Lock	<input type="checkbox"/>	<input type="checkbox"/>
57.	Heated Steering Wheel operation	<input type="checkbox"/>	<input type="checkbox"/>
WINDSHIELD WIPER/WASHER		PASS	FAIL
58.	Wipers HI/LOW/AUTO/Intermittent (including Rear Wiper)	<input type="checkbox"/>	<input type="checkbox"/>
59.	Wiper Blades clean properly (including Rear Wiper)	<input type="checkbox"/>	<input type="checkbox"/>
60.	Rain-sensing Wipers	<input type="checkbox"/>	<input type="checkbox"/>
61.	Wiper Washer (including Rear Wiper)	<input type="checkbox"/>	<input type="checkbox"/>
CENTER CONSOLE		PASS	FAIL
62.	Climate Control - Heat and A/C	<input type="checkbox"/>	<input type="checkbox"/>
63.	Cabin Air Filter access door	<input type="checkbox"/>	<input type="checkbox"/>
64.	Rear Defogger	<input type="checkbox"/>	<input type="checkbox"/>
65.	Audio Power/Volume	<input type="checkbox"/>	<input type="checkbox"/>
66.	Console Controls/Switches/Buttons	<input type="checkbox"/>	<input type="checkbox"/>
67.	Console Door operation/Latches/Slides	<input type="checkbox"/>	<input type="checkbox"/>
68.	Cooler Box	<input type="checkbox"/>	<input type="checkbox"/>
69.	Clear Preset Stations. Delete personal data, destination data, address book, home information from navigation system.	<input type="checkbox"/>	<input type="checkbox"/>
70.	CD functions (scan, seek, rewind, fast forward)	<input type="checkbox"/>	<input type="checkbox"/>
71.	Speakers clear	<input type="checkbox"/>	<input type="checkbox"/>
72.	Telematics - AUX/USB, BT connectivity	<input type="checkbox"/>	<input type="checkbox"/>
73.	Navigation/GPS functions properly	<input type="checkbox"/>	<input type="checkbox"/>
74.	Reset default LPS settings	<input type="checkbox"/>	<input type="checkbox"/>
75.	Inspect and reset clock	<input type="checkbox"/>	<input type="checkbox"/>
76.	Cupholders	<input type="checkbox"/>	<input type="checkbox"/>
77.	Lighter and Ashtray	<input type="checkbox"/>	<input type="checkbox"/>
INSIDE/OUTSIDE REARVIEW MIRRORS		PASS	FAIL
78.	Controls	<input type="checkbox"/>	<input type="checkbox"/>
79.	Outside Mirror Heater	<input type="checkbox"/>	<input type="checkbox"/>
80.	Glass condition	<input type="checkbox"/>	<input type="checkbox"/>
81.	Dimming function	<input type="checkbox"/>	<input type="checkbox"/>

VEHICLE INTERIOR *(continued)*

GLOVE COMPARTMENT

82.	Lamp	<input type="checkbox"/>	<input type="checkbox"/>
83.	Portfolio	<input type="checkbox"/>	<input type="checkbox"/>

RELEASE LEVERS

84.	Fuel Lid	<input type="checkbox"/>	<input type="checkbox"/>
85.	Trunk/Luggage Compartment	<input type="checkbox"/>	<input type="checkbox"/>
86.	Hood - interior and secondary release	<input type="checkbox"/>	<input type="checkbox"/>

CARGO AREA

TRUNK/LUGGAGE COMPARTMENT

87.	Spare Tire size, Sidewall Condition, Tread Depth and Air Pressure	<input type="checkbox"/>	<input type="checkbox"/>
88.	Spare Tire Cover, Jack, Tools and Wheel Lock present, properly installed and secure	<input type="checkbox"/>	<input type="checkbox"/>
89.	Luggage Trim and Mat	<input type="checkbox"/>	<input type="checkbox"/>
90.	First Aid Kit	<input type="checkbox"/>	<input type="checkbox"/>
91.	Trunk Lid operation and Emergency Trunk Release Lever	<input type="checkbox"/>	<input type="checkbox"/>
92.	Light	<input type="checkbox"/>	<input type="checkbox"/>

UNDER THE HOOD

FLUID LEVELS

93.	Oil change and level	<input type="checkbox"/>	<input type="checkbox"/>
94.	Brake	<input type="checkbox"/>	<input type="checkbox"/>
95.	Power Steering	<input type="checkbox"/>	<input type="checkbox"/>
96.	Coolant	<input type="checkbox"/>	<input type="checkbox"/>
97.	Washer	<input type="checkbox"/>	<input type="checkbox"/>

MECHANICAL

98.	No excessive Fuel Pump noise	<input type="checkbox"/>	<input type="checkbox"/>
99.	Cooling System (radiator, overflow tank, hoses)	<input type="checkbox"/>	<input type="checkbox"/>
100.	Pressure test cooling system/radiator cap	<input type="checkbox"/>	<input type="checkbox"/>
101.	Water Pump (noise/leaks)	<input type="checkbox"/>	<input type="checkbox"/>
102.	Air Filter (replace if necessary)	<input type="checkbox"/>	<input type="checkbox"/>
103.	No contaminants in oil	<input type="checkbox"/>	<input type="checkbox"/>
104.	Emission control test (if state requirement)	<input type="checkbox"/>	<input type="checkbox"/>
105.	Engine noise (knocks, rattles)	<input type="checkbox"/>	<input type="checkbox"/>
106.	Transmission noise (whines, clunks)	<input type="checkbox"/>	<input type="checkbox"/>
107.	Belts (wear, damage)	<input type="checkbox"/>	<input type="checkbox"/>
108.	Check engine diagnostics	<input type="checkbox"/>	<input type="checkbox"/>
109.	No visible transmission leaks	<input type="checkbox"/>	<input type="checkbox"/>
110.	Fans function properly	<input type="checkbox"/>	<input type="checkbox"/>

BATTERY

111.	No damage or leakage, group size/amp rating	<input type="checkbox"/>	<input type="checkbox"/>
112.	Test: Attach GR8 printout	<input type="checkbox"/>	<input type="checkbox"/>

HOIST

TIRES AND WHEELS

113.	FL <input type="text"/> /32"	FR <input type="text"/> /32"	<input type="checkbox"/>	<input type="checkbox"/>
	RL <input type="text"/> /32"	RR <input type="text"/> /32"		
114.	Sidewall condition	<input type="checkbox"/>	<input type="checkbox"/>	
115.	Even wear pattern (if abnormal, check alignment)	<input type="checkbox"/>	<input type="checkbox"/>	

Continued

HOIST (continued)

TIRES AND WHEELS (continued)

116.	Size, type, match, factory speeding rating	<input type="checkbox"/>	<input type="checkbox"/>
117.	Tire Pressure	<input type="checkbox"/>	<input type="checkbox"/>
118.	TPWS operation and proper threshold	<input type="checkbox"/>	<input type="checkbox"/>
119.	Wheel condition/size/fit	<input type="checkbox"/>	<input type="checkbox"/>
120.	Wheel Lug Nut Torque	<input type="checkbox"/>	<input type="checkbox"/>

BRAKES

121.	FL <input type="text"/> /mm FR <input type="text"/> /mm	<input type="checkbox"/>	<input type="checkbox"/>
	RL <input type="text"/> /mm RR <input type="text"/> /mm	<input type="checkbox"/>	<input type="checkbox"/>
122.	Rotors (no excessive wear, warpage or heat damage)	<input type="checkbox"/>	<input type="checkbox"/>
123.	Calipers, Lines, Couplings and Hoses (no excessive wear or leakage)	<input type="checkbox"/>	<input type="checkbox"/>
124.	Parking Brake Assemblies, Cables and Attaching Hardware (no excessive wear or damage)	<input type="checkbox"/>	<input type="checkbox"/>

CHASSIS

125.	Frame Rails and Floor Pan	<input type="checkbox"/>	<input type="checkbox"/>
126.	Sub-frame	<input type="checkbox"/>	<input type="checkbox"/>
127.	Engine Mounts and Oil Pan for leaks	<input type="checkbox"/>	<input type="checkbox"/>
128.	All underbody cover present/properly attached	<input type="checkbox"/>	<input type="checkbox"/>
129.	Transmission Case/Pan for leaks	<input type="checkbox"/>	<input type="checkbox"/>
130.	Drive Shaft Boots and CV joints	<input type="checkbox"/>	<input type="checkbox"/>
131.	Fuel Lines, Fuel Tank, Hoses and Protectors	<input type="checkbox"/>	<input type="checkbox"/>
132.	Steering Rack, Linkage, Bushings, Control Arms and Dust Boots	<input type="checkbox"/>	<input type="checkbox"/>
133.	Differential Assembly, Drive Shaft and related components (no leaks)	<input type="checkbox"/>	<input type="checkbox"/>
134.	Exhaust System (no leaks)	<input type="checkbox"/>	<input type="checkbox"/>
135.	Body Plugs	<input type="checkbox"/>	<input type="checkbox"/>
136.	Transmission Mounts	<input type="checkbox"/>	<input type="checkbox"/>
137.	Tie Rod, Ball Joints, Idler Arm	<input type="checkbox"/>	<input type="checkbox"/>
138.	Catalytic Converter	<input type="checkbox"/>	<input type="checkbox"/>
139.	Struts, Shocks operation/leaks	<input type="checkbox"/>	<input type="checkbox"/>
140.	Suspension Fluid level	<input type="checkbox"/>	<input type="checkbox"/>
141.	Differential Lubricant level (no contaminants)	<input type="checkbox"/>	<input type="checkbox"/>

ROAD TEST

OVERVIEW

	Date <input type="text"/> <input type="text"/> <input type="text"/> Miles <input type="text"/> <input type="text"/> <input type="text"/> <input type="text"/> <input type="text"/> <input type="text"/> Initials <input type="text"/>		
142.	No abnormal noise/vibration/squeaks/rattles	<input type="checkbox"/>	<input type="checkbox"/>

ENGINE

143.	Starter system	<input type="checkbox"/>	<input type="checkbox"/>
144.	Idles normally	<input type="checkbox"/>	<input type="checkbox"/>
145.	Engine performance	<input type="checkbox"/>	<input type="checkbox"/>

TRANSMISSION

146.	Shift lock	<input type="checkbox"/>	<input type="checkbox"/>
147.	Transmission (ECO/power/normal modes)	<input type="checkbox"/>	<input type="checkbox"/>

STEERING

148.	Steering operation	<input type="checkbox"/>	<input type="checkbox"/>
149.	Off-center specifications	<input type="checkbox"/>	<input type="checkbox"/>
150.	Handling straight line operation	<input type="checkbox"/>	<input type="checkbox"/>

Continued

