

**MARK LEVINSON® AUDIO**

Immerse yourself in concert-hall sound with the available 15-speaker, 835-watt Mark Levinson Premium Surround Sound Audio System.<sup>16</sup> Lexus and Mark Levinson engineers collaborated to plan, develop and place every component, for the most accurate reproduction of artists' original recordings.





### SUBSCRIPTION-FREE TRAFFIC AND WEATHER

To help you arrive sooner, Lexus provides an industry-first subscription-free Traffic and Weather service<sup>17</sup> via standard HD Radio.<sup>TM17</sup> This feature offers up-to-date information on road congestion and changing weather conditions on the main display.



### 3-D NAVIGATION

This available voice-activated system<sup>13</sup> can map millions of points of interest across the country and can display information in English, French and Spanish. And, in addition to offering up-to-date traffic and weather information, 3-D city views, and simulated views of approaching highway junctions, it displays the current speed limit and can automatically identify nearby fuel stations if you begin to run low on fuel.

# THE ULTIMATE LUXURY: CONVENIENCE

WITH ADVANCED VOICE RECOGNITION, YOUR FAVORITE FEATURES ARE JUST A COMMAND AWAY.



### BLUETOOTH® AUDIO

In addition to easily transferring phone numbers to your vehicle, and placing and ending calls with the touch of a button, *Bluetooth*<sup>18</sup> audio technology<sup>19</sup> offers the convenience of accessing and controlling your compatible device's entire music library and even streaming audio from websites—all while your device remains in your pocket or purse.



### SIRI® EYES FREE

The innovative Siri Eyes Free<sup>20</sup> connects with your compatible iPhone,<sup>®14</sup> enabling you to access e-mail, send text messages and more. The Siri feature can also search your portable music collection and use the results to create customized playlists.



# REMARKABLE DESIGN SPEAKS IN WHISPERS.

The brilliant design of the ES contributes to a remarkably low coefficient of drag, for a serenely quiet ride. Beyond reduced noise and vibration, the curves of the ES also help optimize fuel efficiency. Combined with structural design enhancements, the result is a ride that's as engaging as it is refined.



### **DYNAMIC PERFORMANCE AND HANDLING**

With a 31-MPG highway rating,<sup>2</sup> the 268-horsepower 3.5-liter V6 in the ES 350 offers the efficiency you deserve with power to spare. High-tensile steel and lightweight aluminum components provide a strong, rigid foundation for precise handling, while a fine-tuned suspension contributes to a graceful yet exhilarating driving experience. A long wheelbase gives the ES a striking stance, generous cabin space and additional legroom for rear-seat passengers, maximizing enjoyment for everyone onboard.





## DRIVE MODE SELECT

Whether you're craving more performance or prefer to cruise in world-class comfort, the level of engagement you desire can vary. With innovative Drive Mode Select, the ES can adapt to suit your mood. From the added responsiveness of Sport mode to the optimized efficiency of ECO and the all-electric EV (Hybrid only) modes,<sup>21</sup> it's just one of many features that make the ES right for every occasion.

# EFFICIENCY WITHOUT COMPROMISE


With the ES Hybrid, there's no need for concessions. Quite the opposite. The ESh offers impeccable refinement, with features such as an aerodynamic rear spoiler, extended rear valance with concealed exhaust outlets, and exclusive 17-inch split-five-spoke alloy wheels.<sup>3</sup> It also features a better city fuel economy rating than most subcompact cars<sup>22</sup> and has earned the prestigious SULEV emission status.





# 40 MORE REASONS

A 40-MPG combined rating<sup>2</sup> offers even more ways the ES Hybrid exceeds expectations, mile after fuel-efficient mile. Its exceptional fuel economy comes compliments of Lexus Hybrid Drive. By combining and reallocating power from the battery-powered electric motor, regenerative braking system and engine, the system is designed to deliver instantaneous power when you need it, while recharging the battery when you don't. And six generations of proven technology stand behind our hybrid vehicles—a reassurance you simply can't get from any other automaker.





In the ES, luxury goes beyond exquisite details like available opulent Black leather and bird's-eye maple trim. Richness can also be measured in choices, like the availability of unconventional materials that bring greater sustainability to the interior design. For example, our NuLuxe trim is the product of a manufacturing process that generates fewer CO<sub>2</sub> and VOC emissions than other synthetic leathers. And available sustainable Matte Honey bamboo accents are easy on the eyes and pleasing to the touch, including steering-wheel trim that is bowed from a single piece and sanded by hand, for craftsmanship you can appreciate every day.



ES 350

268  
HP

3.5  
LITERS

V6  
ENGINE

ES 350

CTY  
EST. MPG 21

HWY  
EST. MPG 31

CMB  
EST. MPG 24

FUEL ECONOMY CITY/HIGHWAY/COMBINED RATINGS<sup>2</sup>

FWD  
STANDARD

ES 300h

CTY  
EST. MPG 40

HWY  
EST. MPG 39

CMB  
EST. MPG 40

6-SPEED

ELECTRONICALLY  
CONTROLLED  
AUTOMATIC  
TRANSMISSION

ECVT

ELECTRONICALLY  
CONTROLLED  
CONTINUOUSLY VARIABLE  
TRANSMISSION

ES 300h

200  
TOTAL SYSTEM HP

2.5  
LITERS

IN-  
LINE 4

ATKINSON-CYCLE ENGINE  
+ LEXUS HYBRID DRIVE

0-60  
7.1s<sup>23</sup>

0-60  
8.1s<sup>23</sup>

OVERALL LENGTH 193.3 IN / WHEELBASE 111.0 IN  
WIDTH 71.7 IN / HEIGHT 57.1 IN

DIMENSIONS

# STANDARD ON EVERY ES

SmartAccess<sup>24,25</sup> with push-button Start/Stop

Drive Mode Select

Power moonroof

Lexus Display<sup>26</sup> Audio with color multimedia display and eight speakers

Backup camera<sup>27</sup>

HD Radio<sup>17</sup> with iTunes<sup>®28</sup> tagging

Bluetooth<sup>18</sup> and USB smartphone connectivity

Color LCD multi-information display with Meter Link

Dual-zone climate control with interior air filters, smog sensor and automatic recirculation mode

Perforated NuLuxe interior trim

Power-adjustable front seats

Class-leading<sup>29</sup> 10 standard airbags<sup>30</sup>

LED daytime running lights (DRL)

Vehicle Stability Control (VSC)<sup>31</sup>

Subscription-free Traffic and Weather updates<sup>17</sup> via HD Radio<sup>17</sup>

Lexus Enform Safety Connect,<sup>10</sup> Enform Service Connect<sup>11</sup> and Enform Remote<sup>12</sup> app. Complimentary for the first year of ownership

Heated and ventilated front seats

Wood- and leather-trimmed steering wheel

Heated wood- and leather-trimmed steering wheel

Panorama glass roof (ES 350)

Power rear sunshade

Rain-sensing wipers with de-icer

Blind Spot Monitor<sup>32</sup> with Rear Cross-Traffic Alert<sup>33</sup>

Power trunk open/close

Twin projector bi-LED headlamps

Intuitive Parking Assist<sup>34</sup>

# INDIVIDUAL OPTIONS

# PACKAGES

## NAVIGATION PACKAGE

- A Navigation System<sup>13</sup> with color multimedia display and Lexus Enform App Suite<sup>9</sup>
- B Remote Touch<sup>26</sup>
- Voice command
- Lexus Enform Destinations.<sup>9</sup> Complimentary for the first year of ownership

## NAVIGATION / MARK LEVINSON AUDIO PACKAGE

- Includes Navigation Package, plus:
- C Mark Levinson Premium Surround Sound Audio System
- 15 GreenEdge™ high-efficiency speakers with inverted-motor subwoofer and 835-watt Class-D amplifier

## PREMIUM PACKAGE






- D Espresso bird's-eye maple, Matte Honey bamboo or Linear Dark Mocha wood interior trim
- E Power tilt-and-telescopic steering wheel
- Lexus Memory System for driver's seat, outside mirrors and steering wheel
- Remote keyless entry-linked memory

## LUXURY PACKAGE

- Includes Premium Package, plus:
- F Embossed-stitch perforated leather-trimmed interior
- Wood-trimmed console
- Heated and ventilated front seats

## LEXUS SAFETY SYSTEM+

- Pre-Collision System<sup>4</sup> with Pedestrian Detection<sup>5</sup>
- High-Speed Dynamic Radar Cruise Control<sup>8</sup>
- Lane Departure Alert with Steering Assist<sup>6</sup>
- Intelligent high-beam headlamps<sup>7</sup>



## ULTRA LUXURY PACKAGE

- Includes Premium and Luxury Packages, plus:
- G Embossed-stitch perforated semi-aniline leather interior trim
- H Power rear sunshade with manual rear-door sunshades
- I Panorama glass roof (ES 350)
- Driver's-seat power cushion extender
- Ambient interior lighting
- Lexus Memory System for front passenger's seat

# WHEELS

17-in  
SPLIT-10-SPOKE  
ALLOY WHEELS<sup>3</sup> WITH  
HIGH-GLOSS FINISH  
STANDARD ES



17-in  
SPLIT-10-SPOKE  
ALLOY WHEELS<sup>3</sup>  
AVAILABLE ES



18-in  
SPLIT-10-SPOKE  
ALLOY WHEELS<sup>3</sup> WITH  
HIGH-GLOSS FINISH  
AVAILABLE ES



17-in  
SPLIT-FIVE-SPOKE  
ALLOY WHEELS<sup>3</sup>  
STANDARD ESh





**THE INSPIRATION**

Snow-covered hills in Hokkaido




**THE RAW MATERIAL**

Eminent White Pearl pigment from 98-year-old Kansai Paint Company



**THE METHOD**

SONIC paint technology aligns the angles of reflective particles for uniform reflectivity



**THE UNWAVERING STANDARDS**

Waterfalls in painting facilities trap dust



**THE SCIENCE**

Scratch-resistant clearcoat is created at the molecular level



# THE ART OF COLOR

One unexpected moment of inspiration, years of development and zero shortcuts. This is the art of creating art. The culmination of a passion for design and industry-leading knowledge, every Lexus color features stories and processes as unique as their hues. Take the Eminent White Pearl. Brilliant in the sun and muted in the shade, it was inspired by and created specifically to mimic the color and appearance of snow on the hills of Hokkaido, Japan. It's an effect not left to chance, which is why Lexus sources pigment from a company that's been perfecting its craft for 98 years and counting. It's also why every Lexus painting facility features indoor waterfalls to trap and wash airborne dust particles away so they don't inconspicuously mar the vehicle's finish. Science also plays a role. Lexus created a technique that more uniformly aligns the angles of the reflective particles in paint to better accentuate the vehicle lines. And then manipulated the molecules in the clearcoat to make it more elastic, and thereby resistant to minor scratches. Because the only thing more important than a stunning work of art is keeping it that way.



BLACK NULUXE	● ▲	● ▲		● ▲	● ▲	● ▲	● ▲	● ▲	● ▲	● ▲	● ▲	● ▲	● ▲	● ▲	● ▲	● ▲	● ▲	● ▲	● ▲	● ▲	● ▲	● ▲	● ▲	
BLACK LEATHER		● ▲		● ▲		● ▲		● ▲		● ▲		● ▲		● ▲		● ▲		● ▲		● ▲		● ▲		● ▲
PARCHMENT NULUXE	● ▲	● ▲		● ▲	● ▲	● ▲		● ▲	● ▲		● ▲	● ▲	● ▲	● ▲		● ▲	● ▲	● ▲		● ▲	● ▲	● ▲	● ▲	● ▲
PARCHMENT LEATHER		● ▲		● ▲		● ▲		● ▲		● ▲		● ▲		● ▲		● ▲		● ▲		● ▲		● ▲		● ▲
STRATUS GRAY NULUXE	● ▲	● ▲		● ▲		● ▲		● ▲		● ▲		● ▲		● ▲		● ▲		● ▲		● ▲		● ▲		● ▲
STRATUS GRAY LEATHER		● ▲		● ▲		● ▲		● ▲		● ▲		● ▲		● ▲		● ▲		● ▲		● ▲		● ▲		● ▲
FLAXEN NULUXE	● ▲			● ▲	● ▲	● ▲		● ▲	● ▲		● ▲	● ▲	● ▲	● ▲		● ▲	● ▲	● ▲		● ▲	● ▲	● ▲	● ▲	● ▲
FLAXEN LEATHER				● ▲		● ▲		● ▲		● ▲		● ▲		● ▲		● ▲		● ▲		● ▲		● ▲		● ▲

INTERIOR & TRIM

ES ●  
ESh ▲

EXTERIOR

**WARRANTY** Four-year/50,000-mile Lexus Limited Warranty. Six-year/70,000-mile Powertrain Warranty. Six-year/unlimited-mileage Corrosion Perforation Warranty. Eight-year/100,000-mile Hybrid System Warranty. All warranties with zero deductible. See the *ES Warranty and Services Guide* at your Lexus dealer for details.

**DISCLOSURES** **1.** Based on manufacturers' published data. **2.** Preliminary mileage estimates determined by Lexus. EPA mileage estimates not available at time of publishing. Actual mileage will vary. **3.** 17- or 18-in performance tires are expected to experience greater tire wear than conventional tires. Tire life may be substantially less than 20,000 miles (17-in) or 15,000 miles (18-in), depending upon driving conditions. **4.** The Pre-Collision System is designed to help reduce the crash speed and damage in certain frontal collisions only. It is not a collision-avoidance system and is not a substitute for safe and attentive driving. System effectiveness depends on many factors, such as speed, driver input and road conditions. See *Owner's Manual* for further information. **5.** The Pedestrian Detection System, part of the Pre-Collision System, is designed to detect the presence of a pedestrian ahead of the vehicle, to determine if impact with the pedestrian is imminent and to help reduce impact speed. It is not a collision-avoidance system and is not a substitute for safe and attentive driving. System effectiveness depends on many factors, such as speed, size and position of pedestrians, driver input and weather, light and road conditions. See *Owner's Manual* for further information. **6.** Lane Departure Alert is designed to read lane markers under certain conditions and provide visual and audible alerts when lane departure is detected. It is not a collision-avoidance system or a substitute for safe and attentive driving. Effectiveness depends on many factors. See *Owner's Manual* for more information. **7.** Intelligent high-beams system operates at speeds above 21mph. Situations such as a dirty windshield, variable weather, lighting conditions and hilly terrain will limit effectiveness, requiring the driver to manually turn off. See *Owner's Manual* for details. **8.** Dynamic Radar Cruise Control is designed to assist the driver and is not a substitute for safe and attentive driving practices. See *Owner's Manual* for details. **9.** Be sure to obey traffic regulations and maintain awareness of road and traffic conditions at all times. Apps/services vary by phone/carrier; functionality depends on many factors. Select apps use large amounts of data; you are responsible for charges. Apps & services subject to change. See [lexus.com/enform](http://lexus.com/enform) for details. **10.** Contact with the response center may not be available in all areas. Service Agreements required. A variety of subscription terms available; charges will vary. See [lexus.com](http://lexus.com) for details. **11.** Information provided is based on the last time data was collected from the vehicle and may not be up to date. System functionality depends on vehicle connectivity. **12.** Use only if aware of circumstances surrounding the vehicle, and it is legal & safe to do so (e.g., car uncovered in open area, no people or pets in or nearby). If vehicle has not been driven for over a week, services will not be available until next time vehicle is started. Functionality depends on many factors, such as vehicle and smartphone connectivity. See usage precautions, service limitations & *Owner's Manual*. Data charges may apply. Registration, app download are required. Must have active Safety Connect subscription. Annual fee required after 1-year trial. **13.** Be sure to obey traffic regulations and maintain awareness of road and traffic conditions at all times. Availability & accuracy of the information provided by the Navigation System is dependent upon many factors. Use common sense when relying on information provided. Services and programming subject to change. Services not available in every city or roadway. Updates may be available at an additional cost from your dealer. See *Navigation System Owner's Manual* for details. **14.** iPhone® and iPad® are registered trademarks of Apple Inc. All rights reserved. **15.** FaceTime® is a registered trademark of Apple Inc. All rights reserved. **16.** Mark Levinson® is a registered trademark of Harman International Industries, Inc. **17.** HD Radio™ Technology manufactured under license from iBiquity Digital Corporation U.S. and Foreign Patents. HD Radio™ and the HD, HD Radio, and "Arc" logos are proprietary trademarks of iBiquity Digital Corp. **18.** Concentrating on the road should always be your first priority while driving. Do not use the hands-free phone system if it will distract you. The Bluetooth® word mark and logos are registered trademarks owned by Bluetooth SIG, Inc. and any use of such marks by Lexus is under license. A compatible Bluetooth-enabled phone must first be paired. Phone performance depends on software, coverage & carrier. **19.** Bluetooth® audio device must be enabled with A2DP and AVRCP. **20.** Always drive safely, obey traffic laws and focus on the road while driving. Siri® is available only on iPhone® 4s or later, iPad® with Retina® display, iPad® mini, & iPod® touch (5th generation) and requires Internet access. Siri® is not available in all languages or all areas, and features vary by area. Some Siri® functionality and commands are not accessible in the vehicle. Data charges may apply. See [Apple.com](http://Apple.com) & phone carrier for details. **21. CAUTION!** When driving a hybrid vehicle, pay special attention to the area around the vehicle. Because there is little vehicle noise in electric-only mode, pedestrians, people riding bicycles or other people and vehicles in the area may not be aware of the vehicle starting off or approaching them, so take extra care while driving. EV mode works under certain conditions at low speeds for up to a mile. See *Owner's Manual*. **22.** Based on 2015 EPA-estimated MPG, Subcompact segment. **23.** Performance figures are for comparison only and were obtained with prototype vehicles by professional drivers using special safety equipment and procedures. Do not attempt. **24.** The SmartAccess system may interfere with some pacemakers or cardiac defibrillators. If you have one of these medical devices, please talk to your doctor to see if you should deactivate this system. **25.** The engine immobilizer is a state-of-the-art anti-theft system. When you insert your key into the ignition switch or bring a SmartAccess fob into the vehicle, the key transmits an electronic code to the vehicle. The engine will only start if the code in the transponder chip inside the key/fob matches the code in the vehicle's immobilizer. Because the transponder chip is embedded in the key/fob, it can be costly to replace. If you lose a key or fob, your Lexus dealer can help. Alternatively, you can find a qualified independent locksmith to perform high-security key services by consulting your local Yellow Pages or by contacting [www.aloa.org](http://www.aloa.org). **26.** Be sure to obey traffic regulations and maintain awareness of road and traffic conditions. **27.** The backup camera does not provide a comprehensive view of the rear area of the vehicle. You should also look around outside your vehicle and use your mirrors to confirm rearward clearance. Cold weather may limit effectiveness and view may become cloudy. **28.** iTunes® and iPod® are registered trademarks of Apple Inc. All rights reserved. **29.** Based on 2015 vs. 2015 Near-Luxury Class four-door sedans. **30.** All the airbag (AB) systems are Supplemental Restraint Systems. All ABs (if installed) are designed to inflate only under certain conditions and in certain types of severe collisions: frontal and knee ABs typically inflate in frontal collisions; side and side curtain ABs in side collisions; Roll-Sensing Curtain ABs at a severe tilt degree, roll or lateral G-force. In all other accidents, the ABs will not inflate. To decrease the risk of injury from an inflating AB, always wear seatbelts, sit upright in the middle of the seat as far back as possible and do not lean against the door. Do not put objects in front of an AB or around the seatback. Do not use a rearward-facing child seat in any front passenger seat. The force of an inflating AB may cause serious injury or death. See *Owner's Manual* for further information/warnings. **31.** Vehicle Stability Control (VSC) is an electronic system designed to help the driver maintain vehicle control under adverse conditions. It is not a substitute for safe driving practices. Factors including speed, road conditions and driver steering input can all affect whether VSC will be effective in preventing a loss of control. See *Owner's Manual* for further details. **32.** Do not rely exclusively on the Blind Spot Monitor. Always look over your shoulder and use your turn signal. There are limitations to the function, detection, range and clarity of the monitor. For a complete list of limitations and directions regarding use of the monitor, see *Owner's Manual*. **33.** Do not rely exclusively on the Rear Cross-Traffic Alert system. Always look over your shoulder and use your mirrors to confirm rear clearance. There are limitations to the function, detection, range and clarity of the system. To learn more, see *Owner's Manual*. **34.** Do not rely exclusively on the Intuitive Parking Assist system. Always look over your shoulder and use your mirrors to confirm clearance. System effectiveness depends on many factors. See *Owner's Manual* for details.

Lexus strives to build vehicles to match customer interest, and thus they typically are built with popular options and option packages. Not all options/packages are available separately, and some may not be available in all regions of the country. See [lexus.com](http://lexus.com) for information about options/packages commonly available in your area. If you would prefer a vehicle without any or with different options, contact your dealer to check for current availability or the possibility of placing a special order. Specifications, features, equipment, technical data, performance figures, options, and color and trim are based upon information available at time of printing, are subject to change without notice, and are for mainland U.S.A. vehicles only. Some vehicles shown with available equipment. See your Lexus dealer for details. Lexus reminds you to wear seatbelts, secure children in rear seat, obey all traffic laws and drive responsibly. For more information, call 800-USA-LEXUS (872-5398) or visit [lexus.com](http://lexus.com). To learn more about your financing options, contact your Lexus dealer or call Lexus Financial Services at 800-874-7050.

## ES 350

3.5  
LITER

V6  
ENGINE

21 CTY  
EST.  
MPG<sup>2</sup>

31 HWY  
EST.  
MPG<sup>2</sup>

24 CMB  
EST.  
MPG<sup>2</sup>

## ES 300h

2.5  
LITER

IN-LINE  
4

ATKINSON-CYCLE  
ENGINE + LEXUS  
HYBRID DRIVE

40 CTY  
EST.  
MPG<sup>2</sup>

39 HWY  
EST.  
MPG<sup>2</sup>

40 CMB  
EST.  
MPG<sup>2</sup>

