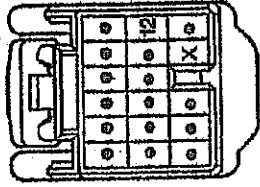


major

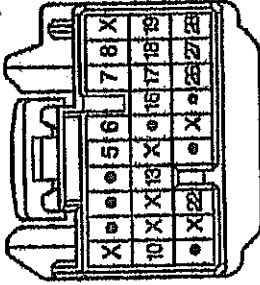
ENGINE CONTROL (TUZ-FE)

232-6TF

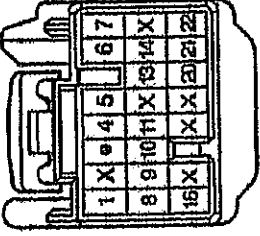
E4 (C)



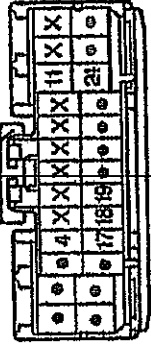
E5 (D) Body



E6 (E) Body



E7 (F)



- 1 BL S1 trans
- 2 BL/Y S2 trans
- 3 Y/L S3 trans
- 4 R NCO + O/D speed clutch
- 5 BL/Y SPD + Vehicle Spd
- 6 Y S4 trans
- 7 B/W SLV + trans
- 8 Pink SLN + trans
- 9 G/B SLT + trans
- 10 L NCO - op speed clutch
- 11 R/BL SPD - Vehicle Spd
- 12 B/W
- 13 BL/R SLV - trans
- 14 G/B SLN - trans
- 15 R/BL SLT - trans
- 16 BL/Y
- 17 G/R oil trans

- 1 X
- 2
- 3
- 4
- 5
- 6
- 7
- 8
- 9 X
- 10
- 11
- 12
- 13
- 14 X
- 15
- 16
- 17
- 18
- 19
- 20 X
- 21 X
- 22
- 23 X
- 24 X
- 25
- 26
- 27
- 28

- 1 X
- 2
- 3
- 4
- 5
- 6
- 7
- 8
- 9
- 10
- 11
- 12 X
- 13
- 14
- 15 X
- 16
- 17 X
- 18 X
- 19 X
- 20 X
- 21
- 22
- 23
- 24
- 25
- 26
- 27
- 28

- 1
- 2
- 3
- 4
- 5
- 6
- 7
- 8
- 9
- 10
- 11
- 12
- 13
- 14
- 15
- 16
- 17
- 18
- 19
- 20
- 21
- 22
- 23
- 24
- 25
- 26
- 27
- 28