




### Setting DSP

The following features can be set as desired by touching  on the screen.

▶ With CD player



▶ With DVD player



### Turning Automatic Sound Levelizer (ASL) ON or OFF

Touch **ON** or **OFF**.





ASL automatically adjusts the volume and tone quality according to the noise level as you drive your vehicle.

### Changing the listening position (with CD player)

The speaker balance can be changed to produce the best sound for each listening position.

Touch **CHANGE**.

The listening position changes as follows each time the switch is touched.

Display	Listening position
	Position best suited to the driver's seat
	Position best suited to the driver's and front passenger's seat
	Position best suited to the rear seats
	Position best suited to all seats

### Turning the surround ON or OFF (with DVD player)

Touch **ON** or **OFF**.