

STEERING WHEEL > REMOVAL

for Preparation [Click here](#)

CAUTION:

Some of these service operations affect the SRS airbag system. Read the precautionary notices concerning the SRS airbag system before servicing the steering wheel ([Click here](#)).

1. PLACE FRONT WHEELS FACING STRAIGHT AHEAD

2. REMOVE STEERING PAD

([Click here](#))

3. REMOVE STEERING WHEEL ASSEMBLY

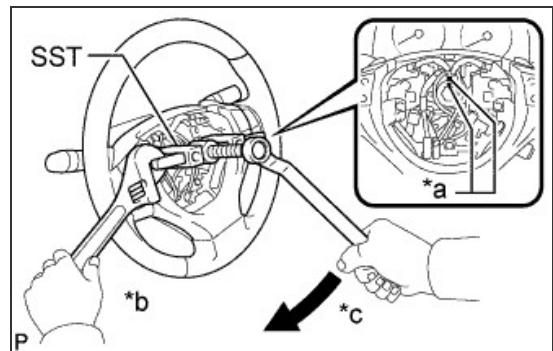
- a. Remove the steering wheel set nut.
- b. Place matchmarks on the steering wheel and main shaft.
- c. Using SST, remove the steering wheel assembly.

SST

09950-50013 (09951-05010, 09952-05010, 09953-05020, 09954-05070)

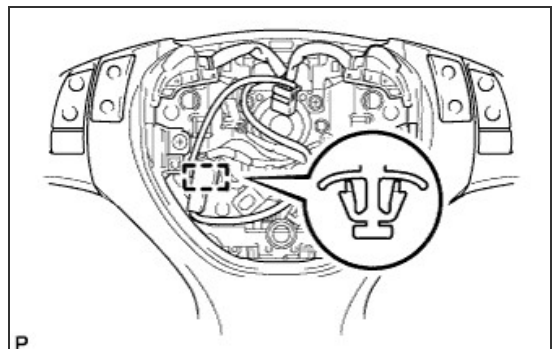
Text in Illustration

*a	Matchmark
*b	Hold
*c	Turn

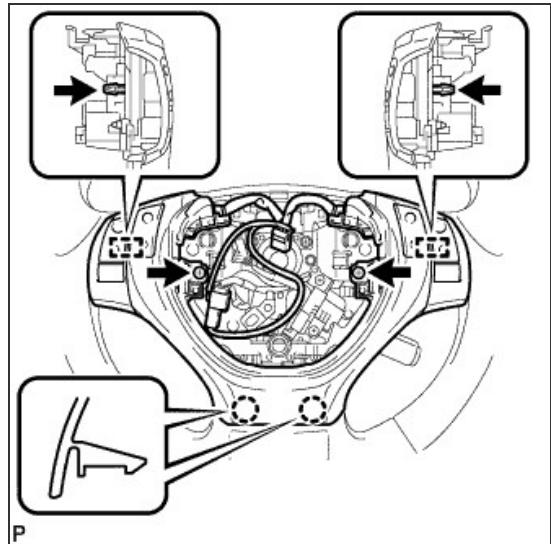


4. REMOVE STEERING PAD SWITCH ASSEMBLY

- a. Disconnect the connector from the spiral cable.
- b. Disconnect the connector and remove the clamp.

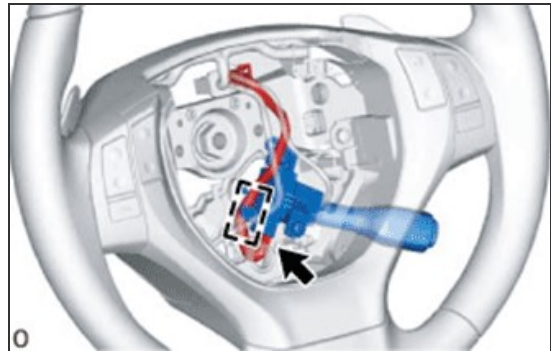


- c. Remove the 2 screws.
- d. Detach the 2 pins and 2 claws and remove the switch assembly.

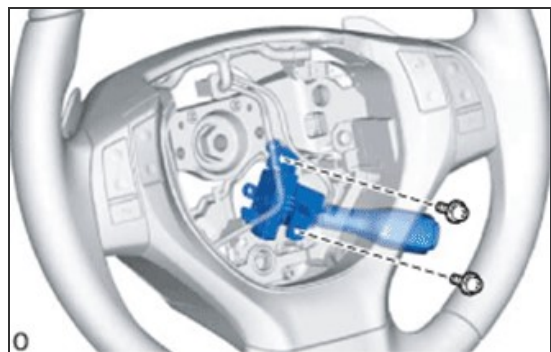


5. REMOVE CRUISE CONTROL MAIN SWITCH

- a. Detach the clamp.
- b. Disconnect the connector.



- c. Remove the 2 screws and cruise control main switch.



6. REMOVE CRUISE CONTROL SWITCH WIRE

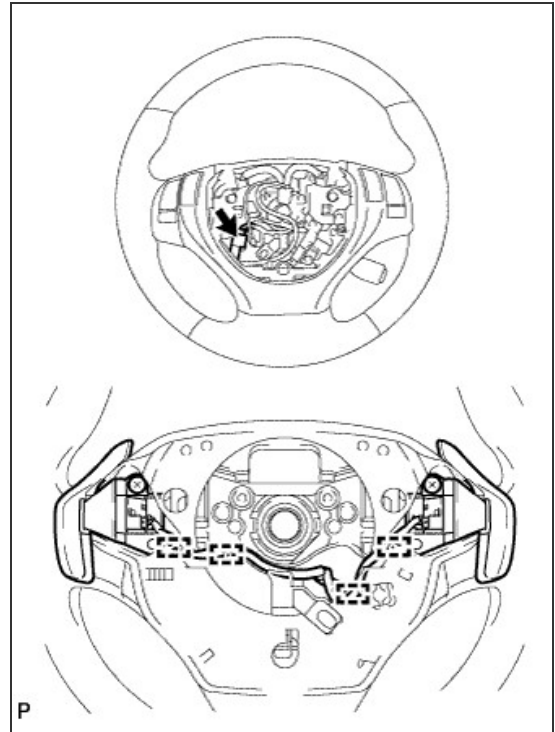
- a. Remove the cruise control main switch wire.

7. REMOVE LOWER NO. 1 STEERING WHEEL BOSS COVER

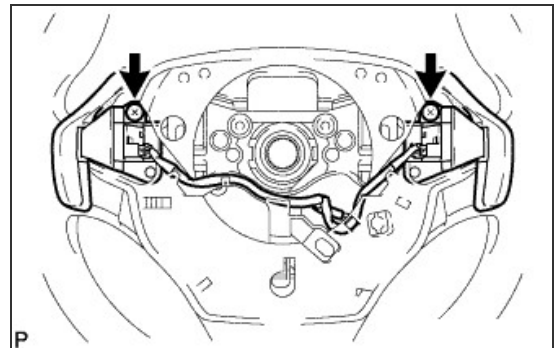
- a. Remove the 2 screws and lower 2 No. 1 steering wheel boss covers from the steering wheel assembly.

8. REMOVE TRANSMISSION SHIFT SWITCH ASSEMBLY

- a. Disconnect the connector and detach the 4 guides from the steering wheel assembly.

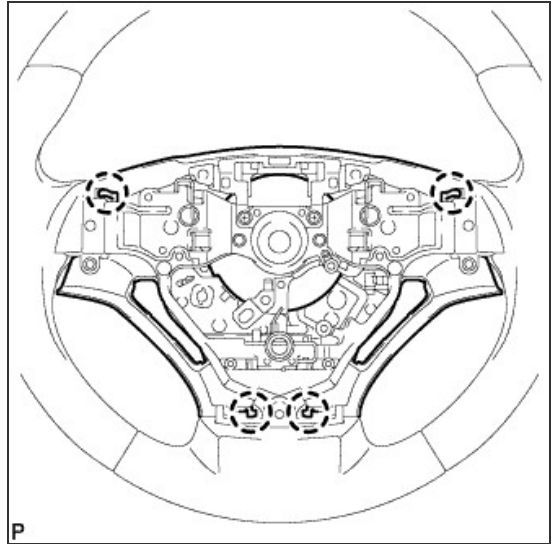


- b. Remove the 2 screws and transmission shift switch assembly with switch wire from the steering wheel assembly.
- c. Disconnect the 2 connectors and remove the 2 transmission shift switch assembly from the switch wire.



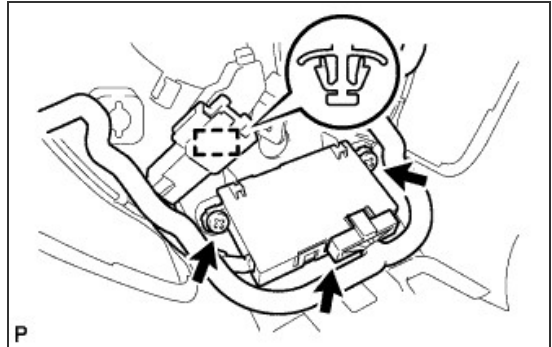
9. REMOVE STEERING WHEEL BOSS LOWER COVER

- a. Detach the 4 claws to remove the steering wheel boss lower cover from the steering wheel.



10. REMOVE STEERING WHEEL HEATER CONTROL ASSEMBLY (w/ Steering Heater)

- a. Detach the clamp.
- b. Remove the 2 screws and steering wheel heater control assembly from the lower steering wheel boss cover.



11. REMOVE STEERING SHAKE DAMPER

- a. Remove the 2 screws and shake damper.

