

ENGINE


| | |
|--------------------------|---|
| Type | 90° V8, iron block and aluminum heads, certified Low-Emission Vehicle (LEV) |
| Displacement | 4.7 liters (285 cubic inches) |
| Valvetrain | Four cam, four valves per cylinder |
| Compression Ratio | 9.6:1 |
| Horsepower at RPM | 235 hp @ 4,800 |
| Torque at RPM | 320 lb-ft @ 3,400 |

DRIVETRAIN

| | |
|--------------------------|---|
| Type | Full-time four-wheel drive with TORSEN® Limited-Slip Center Differential (LSCD). Manual-locking center differential. |
| Transmission | Five-speed automatic Electronically Controlled Transmission (ECT) with gated shifter (includes driver's-selectable second-gear start mode). |
| Transfer Case | 4 High; 4 Low |
| Final Drive Ratio | 3.727:1 |

BODY, DIMENSIONS

| | |
|---|---|
| Type | Five-passenger luxury utility (Eight-passenger with available third-row seat) |
| Construction | Body-on-frame |
| Overall Length | 188.2 in |
| Width | 74.0 in |
| Height | 74.6 in |
| Wheelbase | 109.8 in |
| Ground Clearance | 8.3 in |
| Approach Angle | 30 degrees (RAHC High) 31 degrees (RAHC Normal) |
| Departure Angle (under-floor spare tire) | 29 degrees (RAHC High) 25 degrees (RAHC Normal) |
| Cargo Capacity (max) | 77.5 cubic feet (middle seats folded, third-row seat removed) ¹ |
| Curb Weight | 4,675 lb |
| Vehicle Capacity Weight | 1,000 lb (without third-row seats) ¹ 1,225 lb (with third-row seats) ¹ |
| Gross Vehicle Weight Rating | 6,000 lb ¹ |
| Tow Rating (max) | 6,500 lb ² |
| Fuel-tank Capacity | 23.0 gallons |
| Headroom | 40.2/40.0/36.5 in (front/middle/third row) |
| Legroom | 41.8/36.8/24.9 in (front/middle/third row) |
| Shoulder Room | 57.5/57.4/56.7 in (front/middle/third row) |



CHASSIS

| | |
|--|---|
| Vehicle Stability Control (VSC) | Integrates Anti-lock Braking System (ABS), Brake Assist and Active Traction Control (A-TRAC). |
| Suspension | Adaptive Variable Suspension (AVS) including Rear Air Suspension with Rear Adjustable Height Control (RAHC) and automatic load leveling. Front: Independent, double-wishbone with coil springs and stabilizer bar. Rear: Four-link with air-spring type shock absorbers, stabilizer bar and rigid axle with control arms. |
| Steering | Engine-speed-sensing, power-assisted rack-and-pinion. 3.04 turns, lock to lock. |
| Brakes | Four-wheel ventilated, power-assisted discs, with four-sensor, four-channel Anti-lock Braking System (ABS) with Brake Assist and Electronic Brakeforce Distribution (EBD). Four-piston front calipers. 13.3-in (front), 12.3-in (rear). |
| Wheels | 17 x 7.5-in alloy wheels |
| Original Equipment Tires | Michelin Cross Terrain P265/65R17 - 110S Mud-and-Snow (Code: 55332), Bridgestone Dueler HT840 P265/65R17 - 110S Mud-and-Snow (Code: 000893), or Dunlop Grandtrek AT20 P265/65R17 - 110S Mud-and-Snow (Code: 1053-60). Full-size spare with alloy wheel. |

PERFORMANCE

| | |
|--|---|
| 0-60 MPH Acceleration | 8.5 seconds ³ |
| 1/4-Mile Acceleration | 16.5 seconds ³ |
| Top Track Speed | 112 mph (electronically limited) ³ |
| Estimated Fuel Consumption (estimated city/highway) | 15/18 mpg ⁴ |
| Aerodynamic Drag Coefficient | 0.38 |
| Turning Circle (curb-to-curb) | 37.4 ft |

TOTAL UNITS PRODUCED

| | |
|--------------|--------|
| Total | 23,409 |
|--------------|--------|

DISCLAIMERS

- ¹ Cargo and load capacity limited by weight and distribution.
- ² Before towing, confirm your vehicle and trailer are compatible, hooked up properly and you have all necessary additional equipment. Do not exceed any Weight Ratings and review all instructions and cautions from your trailer hitch manufacturer and Lexus vehicle *Owner's Manual*. Note that the maximum amount you can tow depends on the total weight of any cargo, occupants and available equipment in the vehicle.
- ³ Performance capacity figures are for comparison only and were obtained with prototype vehicles by professional drivers using special safety equipment and procedures. Do not attempt.
- ⁴ Actual mileage will vary with options, driving conditions, driving habits and vehicle's condition. Results reported to EPA indicate that the majority of vehicles with these estimates will achieve between 12 and 18 mpg in the city and between 15 and 21 mpg on the highway (See www.fueleconomy.gov).

| PRICING | <u>Code</u> | <u>Description</u> | <u>Manufacturer's Suggested Retail Price (MSRP)⁵</u> |
|---------|-------------|--|---|
| | 9700 | GX 470 Luxury Sport Utility | \$ 45,500 |
| | | Options | |
| | DH | Tow Hitch Receiver | 430 |
| | NL | Navigation System/Mark Levinson® Premium Audio System Package | 2,700 |
| | RI | Rear Seat Entertainment System, includes two Wireless Headphones | 1,560 |
| | TH | Third Row Seat with Rear Air Conditioner | 2,030 |

⁵The vehicle MSRP at launch included Delivery, Processing, and Handling fee. The Delivery, Processing, and Handling Fee was based on the value of the processing, handling and delivery services provided by Lexus and Lexus' overall pricing strategy. Federal, state, and local taxes, and advertising fees, if any, were additional. Prices included pre-delivery services. Suggested prices: These guidelines were provided by Lexus. The dealer was free to establish its own selling price, margin, or profit level.


EXTERIOR COLORS




DORADO GOLD PEARL
587




BLUE MERIDIAN PEARL
8R4




ASH BLUE MICA
1E8



SAND DOLLAR PEARL
4R2



SILVER PINE METALLIC
1F0



BLACK ONYX
202