

ENGINE


Type	90° V8, iron block and aluminum heads, certified Ultra-Low Emission Vehicle II (U-LEV II)
Displacement	4.7 liters (285 cubic inches)
Valvetrain	Four cam, four valves per cylinder
Compression Ratio	10.0:1
Horsepower at RPM	270 hp @ 5,400
Torque at RPM	330 lb-ft @ 3,400

DRIVETRAIN

Type	Full-time four-wheel drive with TORSEN® Limited-Slip Center Differential (LSCD). Manual-locking center differential.
Transmission	Five-speed automatic Electronically Controlled Transmission (ECT) with gated shifter (includes driver's-selectable second-gear start mode).
Transfer Case	4 High; 4 Low
Final Drive Ratio	3.727:1

BODY, DIMENSIONS

Type	Five-passenger luxury utility. Eight-passenger with available third-row seat
Construction	Body-on-frame
Overall Length	188.2 in
Width	74.0 in
Height	74.6 in
Wheelbase	109.8 in
Ground Clearance	8.3 in
Approach Angle	30 degrees (RAHC High) 31 degrees (RAHC Normal)
Departure Angle (under-floor spare tire)	29 degrees (RAHC High) 25 degrees (RAHC Normal)
Cargo Capacity (max)	77.5 cubic feet (middle seats folded, third-row seat removed) ¹
Curb Weight	4,871 lb
Vehicle Capacity Weight	1,000 lb (without third-row seats) ¹ 1,200 lb (with third-row seats) ¹
Gross Vehicle Weight Rating	6,200 lb ¹
Tow Rating (max)	6,500 lb ²
Fuel-tank Capacity	23.0 gallons
Headroom	40.2/40.0/36.5 in (front/middle/third row)
Legroom	41.8/36.8/24.9 in (front/middle/third row)
Shoulder Room	57.5/57.4/56.7 in (front/middle/third row)



CHASSIS

Vehicle Stability Control (VSC)	Integrates Anti-lock Braking System (ABS)
Suspension	Adaptive Variable Suspension (AVS) including Rear Air Suspension with Rear Adjustable Height Control (RAHC) and automatic load leveling. Front: Independent, double-wishbone with coil springs and stabilizer bar. Rear: Four-link with air-spring type shock absorbers, stabilizer bar and rigid axle with control arms. Optional: Kinetic Dynamic Suspension System
Steering	Engine-speed-sensing, power-assisted rack-and-pinion. 3.04 turns, lock to lock.
Brakes	Four-wheel ventilated, power-assisted discs, with four-sensor, four-channel Anti-lock Braking System (ABS) with Brake Assist and Electronic Brakeforce Distribution (EBD). Four-piston front calipers. 13.3-in (front), 12.3-in (rear).
Wheels	17 x 7.5-in alloy wheels
Original Equipment Tires	Mud-and-Snow Michelin Cross Terrain P265/65R17 - 110S (Code: 55332), or Mud-and-Snow Bridgestone Dueler HT840 P265/65R17 - 110S (Code: 000893), or Mud-and-Snow Dunlop Grandtrek AT20 P265/65R17 - 110S (Code: 1053-60). Full-size spare with alloy wheel.

PERFORMANCE

0-60 MPH Acceleration	8.1 seconds ³
1/4-Mile Acceleration	16.3 seconds ³
Top Track Speed	112 mph (electronically limited) ³
Estimated Fuel Consumption (estimated city/highway)	15/19 mpg ⁴
Aerodynamic Drag Coefficient	0.38
Turning Circle (curb-to-curb)	37.4 ft

TOTAL UNITS PRODUCED

Total	27,021
--------------	--------

DISCLAIMERS

- ¹ Cargo and load capacity limited by weight and distribution.
- ² Before towing, confirm your vehicle and trailer are compatible, hooked up properly and you have all necessary additional equipment. Do not exceed any Weight Ratings and review all instructions and cautions from your trailer hitch manufacturer and Lexus vehicle *Owner's Manual*. Note that the maximum amount you can tow depends on the total weight of any cargo, occupants and available equipment in the vehicle.
- ³ Performance capacity figures are for comparison only and were obtained with prototype vehicles by professional drivers using special safety equipment and procedures. Do not attempt.
- ⁴ Actual mileage will vary with options, driving conditions, driving habits and vehicle's condition. Results reported to EPA indicate that the majority of vehicles with these estimates will achieve between 12 and 18 mpg in the city and between 16 and 22 mpg on the highway (See www.fueleconomy.gov).

PRICING

<u>Code</u>	<u>Description</u>	<u>Manufacturer's Suggested Retail Price (MSRP)⁵</u>
9700	GX 470 Luxury Sport Utility	\$ 46,425
Options		
TO	Tow-prep Package, includes Wiring and Center Attachment Bracket	50
NL	Navigation System/Mark Levinson® Premium Audio System Package, includes Backup Camera	3,050
RI	Rear Seat Entertainment System, includes two Wireless Headphones	1,560
TH	Third Row Seat with Rear Air Conditioner	2,030
KS	Kinetic Dynamic Suspension System (KDSS)	1,750
SP	Sport Package, includes KDSS, black bird's-eye maple wood interior trim, chrome exhaust tip, dark graphite-finished 17" alloy wheels, smoked bezel headlamps and foglamps, and dark graphite-finished roof rack	1,800

⁵The vehicle MSRP at launch included Delivery, Processing, and Handling fee. The Delivery, Processing, and Handling Fee was based on the value of the processing, handling and delivery services provided by Lexus and Lexus' overall pricing strategy. Federal, state, and local taxes, and advertising fees, if any, were additional. Prices included pre-delivery services. Suggested prices: These guidelines were provided by Lexus. The dealer was free to establish its own selling price, margin, or profit level.

EXTERIOR COLORS




DORADO GOLD PEARL
587




BLUE MERIDIAN PEARL
8R4




ASH BLUE MICA
1E8



BLIZZARD PEARL
070



SILVER PINE METALLIC
1F0



BLACK ONYX
202