

ENGINE


Type	90° V8, iron block and aluminum heads, certified Ultra-Low Emission Vehicle II (U-LEV II)
Displacement	4.7 liters (285 cubic inches)
Valvetrain	Four cam, four valves per cylinder with continuously Variable Valve Timing with intelligence (VVT-i).
Compression Ratio	10.0:1
Horsepower at RPM	263 hp @ 5,400
Torque at RPM	323 lb-ft @ 3,400

DRIVETRAIN

Type	Full-time four-wheel drive with TORSEN® Limited-Slip Center Differential (LSCD), standard Vehicle Stability Control (VSC). Manual-locking center differential.
Transmission	Five-speed automatic Electronically Controlled Transmission (ECT).
Transfer Case	Two-speed, 1.00:1 / 2.56:1.
Final Drive Ratio	3.727:1

BODY, DIMENSIONS

Type	Five-passenger luxury utility. Eight-passenger with available third-row seat
Construction	Body-on-frame
Overall Length	188.2 in
Width	74.0 in
Height	74.6 in
Wheelbase	109.8 in
Ground Clearance	8.3 in
Approach Angle	30 degrees (RAHC High) 31 degrees (RAHC Normal)
Departure Angle (under-floor spare tire)	29 degrees (RAHC High) 25 degrees (RAHC Normal)
Cargo Capacity (max)	77.5 cubic feet (middle seats folded, third-row seat removed) ¹
Curb Weight	4,871 lb
Vehicle Capacity Weight	1,000 lb (without third-row seats) ¹ 1,200 lb (with third-row seats) ¹
Gross Vehicle Weight Rating	6,200 lb ¹
Tow Rating (max)	6,500 lb ²
Fuel-tank Capacity	23.0 gallons
Headroom	40.2/40.0/36.5 in (front/middle/third row)
Legroom	41.8/36.8/24.9 in (front/middle/third row)
Shoulder Room	57.5/57.4/56.7 in (front/middle/third row)



CHASSIS

Vehicle Stability Control (VSC)	Integrates Anti-lock Braking System (ABS), Brake Assist, and Active Traction Control (A-TRAC).
Suspension	Adaptive Variable Suspension (AVS) including Rear Air Suspension with Rear Adjustable Height Control (RAHC) and automatic load leveling. Front: Independent, double-wishbone with coil springs, gas-pressurized shocks, and stabilizer bar. Rear: Four-link with rigid axle, air-spring type shock absorbers, and stabilizer bar. Optional: Kinetic Dynamic Suspension System
Steering	Engine-speed-sensing, power-assisted rack-and-pinion. 3.04 turns, lock to lock.
Brakes	Four-wheel ventilated, power-assisted discs, with four-sensor, four-channel Anti-lock Braking System (ABS) with Brake Assist and Electronic Brakeforce Distribution (EBD). Four-piston front calipers. 13.3-in (front), 12.3-in (rear).
Wheels	17 x 7.5-in alloy wheels. Full-size spare with alloy wheel.
Original Equipment Tires	P265/65R17 110S.

PERFORMANCE

0-60 MPH Acceleration	8.1 seconds ³
1/4-Mile Acceleration	16.3 seconds ³
Top Track Speed	112 mph (electronically limited) ³
Estimated Fuel Economy (estimated city/highway)	15/19 mpg ⁴
Aerodynamic Drag Coefficient	0.38
Turning Circle (curb-to-curb)	37.4 ft

TOTAL UNITS PRODUCED

Total	28,764
--------------	--------

DISCLAIMERS


- ¹ Cargo and load capacity limited by weight and distribution.
- ² Before towing, confirm your vehicle and trailer are compatible, hooked up properly and you have all necessary additional equipment. Do not exceed any Weight Ratings and review all instructions and cautions from your trailer hitch manufacturer and Lexus vehicle *Owner's Manual*. Note that the maximum amount you can tow depends on the total weight of any cargo, occupants and available equipment in the vehicle.
- ³ Performance capacity figures are for comparison only and were obtained with prototype vehicles by professional drivers using special safety equipment and procedures. Do not attempt.
- ⁴ EPA estimated mpg. Actual mileage will vary. Results reported to EPA indicate that the majority of vehicles with these estimates will achieve between 12 and 18 mpg in the city and between 16 and 22 mpg on the highway (See www.fueleconomy.gov).

PRICING


<u>Code</u>	<u>Description</u>	<u>Manufacturer's Suggested Retail Price (MSRP)⁵</u>
9700	GX 470 Luxury Sport Utility	\$ 47,230
Options		
TO	Tow hitch bracket	50
NL	Navigation System/Mark Levinson® Premium Audio System Package, includes Backup Camera	3,050
RI	Rear Seat Entertainment System, includes two Wireless Headphones	1,560
TH	Third Row Seat with Rear Air Conditioner	2,030
KS	Kinetic Dynamic Suspension System (KDSS)	1,750
SP	Sport Package, includes KDSS, black bird's-eye maple wood interior trim, chrome exhaust tip, dark graphite-finished 17" alloy wheels, smoked bezel headlamps and foglamps, and dark graphite-finished roof rack	1,800
MZ	Lexus Link (includes 1 year Safety Plan)	900

⁵The vehicle MSRP at launch included Delivery, Processing, and Handling fee. The Delivery, Processing, and Handling Fee was based on the value of the processing, handling and delivery services provided by Lexus and Lexus' overall pricing strategy. Federal, state, and local taxes, and advertising fees, if any, were additional. Prices included pre-delivery services. Suggested prices: These guidelines were provided by Lexus. The dealer was free to establish its own selling price.

EXTERIOR COLORS



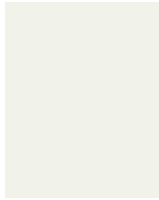
SAVANNAH METALLIC
4R4



TITANIUM METALLIC
104




ASH BLUE MICA
1E8



BLIZZARD PEARL
070



NAUTICAL BLUE
856



BLACK ONYX
202



CYPRESS PEARL METALLIC
6T7