

**ENGINE**


<b>Type</b>	90° V8, iron block and aluminum heads, certified Ultra-Low Emission Vehicle II (U-LEV II)
<b>Displacement</b>	4.7 liters (285 cubic inches)
<b>Valvetrain</b>	Four cam, four valves per cylinder with continuously Variable Valve Timing with intelligence (VVT-i).
<b>Compression Ratio</b>	10.0:1
<b>Horsepower at RPM</b>	263 hp @ 5,400
<b>Torque at RPM</b>	323 lb-ft @ 3,400

**DRIVETRAIN**

<b>Type</b>	Full-time four-wheel drive with TORSEN® Limited-Slip Center Differential (LSCD), standard Vehicle Stability Control (VSC). Manual-locking center differential.
<b>Transmission</b>	Five-speed automatic Electronically Controlled Transmission (ECT).
<b>Transfer Case</b>	Two-speed, 1.00:1 / 2.56:1
<b>Final Drive Ratio</b>	3.727:1

**BODY, DIMENSIONS**

<b>Type</b>	Five-passenger luxury utility. Eight-passenger with available third-row seat
<b>Construction</b>	Body-on-frame
<b>Overall Length</b>	188.2 in
<b>Width</b>	74.0 in
<b>Height</b>	74.6 in
<b>Wheelbase</b>	109.8 in
<b>Ground Clearance</b>	8.3 in
<b>Approach Angle</b>	30 degrees (RAHC High) 31 degrees (RAHC Normal)
<b>Departure Angle (under-floor spare tire)</b>	29 degrees (RAHC High) 25 degrees (RAHC Normal)
<b>Cargo Capacity (max)</b>	77.5 cubic feet (middle seats folded, third-row seat removed) <sup>1</sup>
<b>Curb Weight</b>	4,871 lb
<b>Vehicle Capacity Weight</b>	1,000 lb (without third-row seats) <sup>1</sup> 1,200 lb (with third-row seats) <sup>1</sup>
<b>Gross Vehicle Weight Rating</b>	6,200 lb <sup>1</sup>
<b>Tow Rating (max)</b>	6,500 lb <sup>2</sup>
<b>Fuel-tank Capacity</b>	23.0 gallons
<b>Headroom</b>	40.2/40.0/36.5 in (front/middle/third row)
<b>Legroom</b>	41.8/36.8/24.9 in (front/middle/third row)
<b>Shoulder Room</b>	57.5/57.4/56.7 in (front/middle/third row)



CHASSIS

<b>Vehicle Stability Control (VSC)</b>	Integrates Anti-lock Braking System (ABS), Brake Assist, and Active Traction Control (A-TRAC).
<b>Suspension</b>	Adaptive Variable Suspension (AVS) including Rear Air Suspension with Rear Adjustable Height Control (RAHC) and automatic load leveling.  Front: Independent, double-wishbone with coil springs, gas-pressurized shocks, and stabilizer bar.  Rear: Four-link with rigid axle, air-spring type shock absorbers, and stabilizer bar.  Optional: Kinetic Dynamic Suspension System
<b>Steering</b>	Engine-speed-sensing, power-assisted rack-and-pinion. 3.0 turns, lock to lock.
<b>Brakes</b>	Four-wheel ventilated, power-assisted discs, with four-sensor, four-channel Anti-lock Braking System (ABS) with Brake Assist and Electronic Brakeforce Distribution (EBD). Four-piston front calipers. 13.3-in (front), 12.3-in (rear).
<b>Wheels</b>	17 x 7.5-in alloy wheels. Full-size spare with alloy wheel.
<b>Original Equipment Tires</b>	P265/65R17 110S.

PERFORMANCE

<b>0-60 MPH Acceleration</b>	8.1 seconds <sup>3</sup>
<b>1/4-Mile Acceleration</b>	16.3 seconds <sup>3</sup>
<b>Top Track Speed</b>	112 mph (electronically limited) <sup>3</sup>
<b>Estimated Fuel Consumption (estimated city/highway)</b>	15/19 mpg <sup>4</sup>
<b>Aerodynamic Drag Coefficient</b>	0.38
<b>Turning Circle (curb-to-curb)</b>	37.4 ft

TOTAL UNITS PRODUCED

<b>Total</b>	22,371
--------------	--------

DISCLAIMERS

- <sup>1</sup> Cargo and load capacity limited by weight and distribution.
- <sup>2</sup> Before towing, confirm your vehicle and trailer are compatible, hooked up properly and you have all necessary additional equipment. Do not exceed any Weight Ratings and review all instructions and cautions from your trailer hitch manufacturer and Lexus vehicle *Owner's Manual*. Note that the maximum amount you can tow depends on the total weight of any cargo, occupants and available equipment in the vehicle.
- <sup>3</sup> Performance capacity figures are for comparison only and were obtained with prototype vehicles by professional drivers using special safety equipment and procedures. Do not attempt.
- <sup>4</sup> EPA estimated mpg. Actual mileage will vary. Results reported to EPA indicate that the majority of vehicles with these estimates will achieve between 12 and 18 mpg in the city and between 16 and 22 mpg on the highway. (See [www.fueleconomy.gov](http://www.fueleconomy.gov)).

PRICING

<u>Code</u>	<u>Description</u>	<u>Manufacturer's Suggested Retail Price (MSRP)<sup>5</sup></u>
9700	GX 470 Luxury Sport Utility	\$ 47,390
<b>Options</b>		
TO	Tow hitch bracket	50
NL	Navigation System/Mark Levinson® Premium Audio System Package, includes Backup Camera	3,250
RI	Rear Seat Entertainment System, includes two Wireless Headphones	1,560
TH	Third Row Seat with Rear Air Conditioner	2,030
KS	Kinetic Dynamic Suspension System (KDSS)	1,750
SP	Sport Package, includes KDSS, black bird's-eye maple wood interior trim, chrome exhaust tip, dark graphite-finished 17" alloy wheels, smoked bezel headlamps and foglamps, and dark graphite-finished roof rack	1,800
MZ	Lexus Link (includes 1 year Safety Plan)	900

<sup>3</sup>The vehicle MSRP at launch included Delivery, Processing, and Handling fee. The Delivery, Processing, and Handling Fee was based on the value of the processing, handling and delivery services provided by Lexus and Lexus' overall pricing strategy. Federal, state, and local taxes, and advertising fees, if any, were additional. Prices included pre-delivery services. Suggested prices: These guidelines were provided by Lexus. The dealer was free to establish its own selling price.


**EXTERIOR COLORS**



**NAUTICAL BLUE  
METALLIC  
856**




**SAVANNAH  
METALLIC  
4R4**



**TITANIUM  
METALLIC  
1D4**




**ASH BLUE MICA  
1E4**



**BLIZZARD PEARL  
070**



**CYPRESS PEARL  
6T7**



**BLACK ONYX  
2O2**