


Navigation System Firmware Update

Service Category Audio/Visual/Telematics

Section Navigation/Multi Info Display

Market USA



Applicability

YEAR(S)	MODEL(S)	ADDITIONAL INFORMATION
2015	CT200H, ES300H, ES350, GS350, GS450H, GX460, IS250, IS350, LS460, LS600H, NX200T, NX300H, RC F, RC350	
2016	CT200H, ES300H, ES350, GS F, GS200T, GS350, GS450H, GX460, IS200T, IS300, IS350, LS460, LS600H, NX200T, NX300H, RC F, RC200T, RC300, RC350	

REVISION NOTICE

October 25, 2016 Rev1:

- **Applicability has been updated to include 2016 model year CT 200h, ES 300h/350, GX 460, IS 300/350/200t, NX 200t/300h, and RC F/350/300/200t vehicles.**

Any previous printed versions of this bulletin should be discarded.

Introduction

Some 2015 – 2016 Lexus IS models, NX models, ES models, CT 200h, RC models, and 2016 GS models and LS models equipped with navigation (version less than V15A8910), or GX 460 vehicles equipped with navigation (version less than V19A8910) may exhibit one or more of the following conditions:

- Voice Recognition is Inoperative
- Same XM channel icon is used for different channels
- Loss of traffic information at times when using Lexus Enform
- There is traffic incident mark "!" on the map screen, but no info on the traffic incident screen
- iPod scroll is stopped changing by tune knob
- HOME button does not work
- Reset while making a turn off of the highlighted route

Navigation System Firmware Update

Introduction (Continued)

- After correction of text in Quick Message15, the corrected text is displayed in Quick Message13
- Navigation system reboots intermittently
- Navigation system reboots after receiving errant weather data
- Some screens with clock information show 12:00 as 0:00

Some 2015 Lexus IS models, NX models, ES models, CT200H, RC, LS, and GS models equipped with navigation (version less than V15A8872), or GX 460 vehicles equipped with navigation (version less than V19A8871) may exhibit one or more of the following conditions

- Navigation system becomes frozen/has no response or slow response
- Missing or incorrect HD Traffic incidents and/or flow data shown on the screen
- Resetting of the navigation system
- iPod Error is displayed with Apple device connected to the USB port
- Song Title is not updated when using Siri
- Display is blank after a Bluetooth™ Audio device is connected
- No audio sound after completing a phone call
- Navigation system resets when playing an "Audio Book" on a CD
- Unable to load multiple destinations when using Destination Assist feature

A software update is now available to address these conditions.

Navigation System Firmware Update

Warranty Information

OP CODE	DESCRIPTION	TIME	OFF	T1	T2
EL1513	Update Software	0.3	86804-33860	87	74
			86804-33870		
			86804-78010		
			86804-78270		
			86804-24210		
			86804-24220		
			86804-53T40		
			86804-53T50		
			86804-60C90		
			86804-60C60		
			86804-76820		
			86804-76810		
			86804-30B10		
			86804-30B20		
86130-30660					
86804-50720					
86804-50750					

APPLICABLE WARRANTY

- This repair is covered under the Lexus Basic Warranty. This warranty is in effect for 48 months or 50,000 miles, whichever occurs first, from the vehicle's in-service date.
- Warranty application is limited to occurrence of the specified condition described in this bulletin.

Navigation System Firmware Update

Firmware Update Information

Multimedia Type	MODEL	Applicable File on USB Drive
w/ Navigation (7 inch)	CT	13LHENNA-AB01_0003.kwi
	ES	
	IS	
	NX	
	RC	
w/ Navigation (12 inch)	GS	13LWENNA-AB01_0002.kwi
	LS	
without Navigation (8 inch)	GS	13LHEANA-AB01_0002.kwi
w/ Navigation (8 inch)	GX	13LHENNA-AA01_0004.kwi

MULTIMEDIA SOFTWARE FILE DOWNLOAD

The Multimedia software update file may be downloaded directly from this Service Bulletin by clicking on the file name in the table above. The file may be saved directly to a commonly-available blank USB flash drive.

For USB flash drive requirements and download instructions: Refer to the Technical Information System (TIS): Diagnostics – Calibrations – Reference Documents – [“Multimedia Software Download Instructions”](#)

Navigation System Firmware Update

Repair Procedure

1. Confirm the software version.

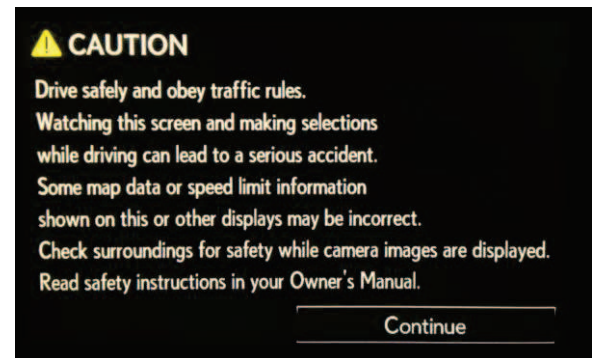
Figure 1.



- A. Start the engine. The LEXUS emblem will be displayed on the navigation screen.

- B. Wait for the display to switch to the italic Caution screen, and then select *Continue*. The map screen will display.

Figure 2.



- C. Connect the USB Drive SST to the USB port.

Navigation System Firmware Update

Repair Procedure (Continued)


- D. From the navigation menu, select *Setup*.

Figure 3.



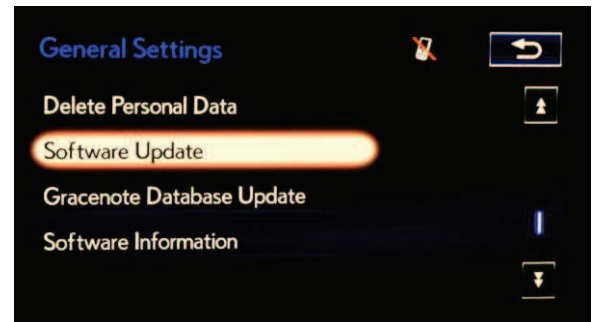
- E. Select *General*.

Figure 4.



- F. Select *Software Update*.

Figure 5.

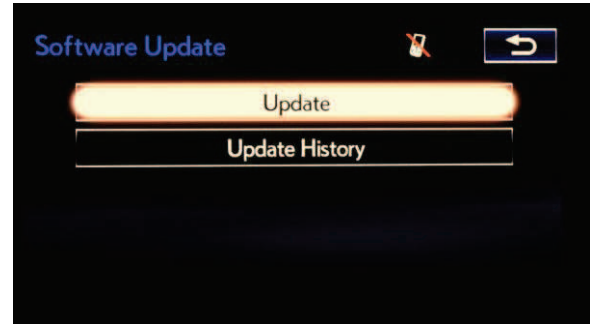


Navigation System Firmware Update

Repair Procedure (Continued)

G. Select *Update*.

Figure 6.



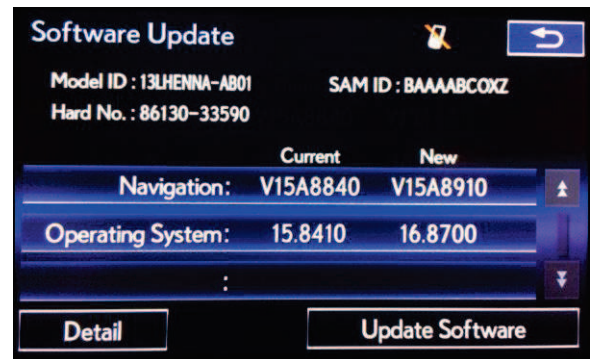
H. Confirm current version is older than new version.

- If the current version is V19A8910 or greater for 2015-16 GX models or if the current version is V15A8910 or greater for 2015-16 CT, ES, IS, NX, RC models or 2015 LS and GS models, STOP - this bulletin does NOT apply.
- If the current version is less than V19A8910 for 2015-16 GX models or if the current version is less than V15A8910 for 2015-16 CT, ES, IS, NX, RC models or 2015 LS and GS models, proceed to the next step.

2. Update software version.

A. Select *Update Software*.

Figure 7.

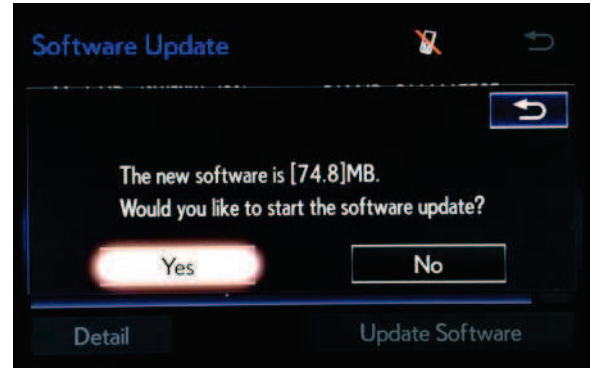


Navigation System Firmware Update

Repair Procedure (Continued)

B. Select Yes.

Figure 8.



C. Wait for the software to install.

Figure 9.



D. Cycle the ignition OFF and ON to complete the update.

Figure 10.



NOTE

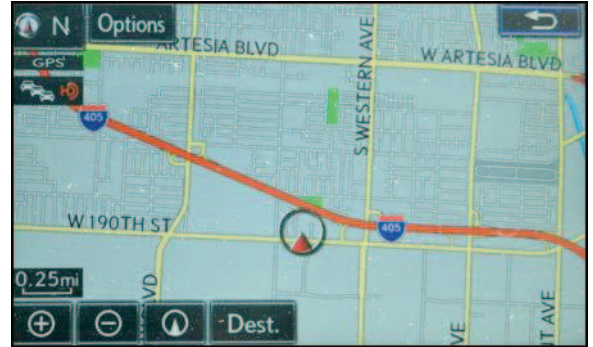
After the ignition is turned OFF and ON the update will take several minutes to complete.

Navigation System Firmware Update

Repair Procedure (Continued)

- E. Do not remove the USB Drive SST or turn Off the ignition until the navigation screen is present.

Figure 11.



- F. Confirm the current software version has been updated on the Software Update screen.

Figure 12.

