

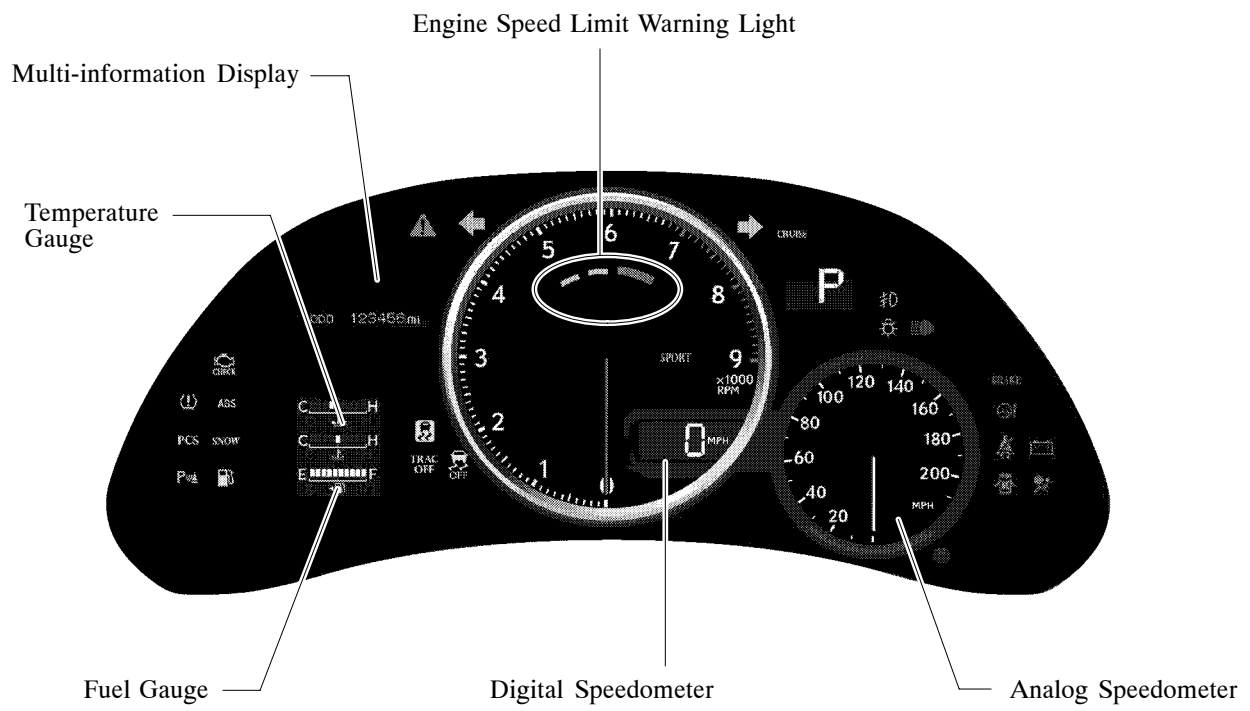
■ COMBINATION METER ASSEMBLY

1. Major Difference

The following design elements and functions of the combination meter assembly have been changed.

Item		Outline	
Design	Changed	<ul style="list-style-type: none"> The layout has been changed to ensure visibility while driving in sports mode. The speedometer needle color has been changed from blue to white. The temperature gauge and fuel gauge have been changed from a needle type gauge to a segment type gauge. The multi-information display has been changed from 43.7 × 21.8 mm to 45.96 × 23.0 mm. 	
	Added	<ul style="list-style-type: none"> A digital speedometer has been added to ensure visibility. An engine speed limit warning light, which illuminates in accordance with engine speed, has been added. 	
	Discontinued	<ul style="list-style-type: none"> The AFS OFF indicator light has been discontinued. The voltage meter has been discontinued. The separate LCD for the odometer and the trip meter has been discontinued. The odometer and the trip meter are now displayed on the multi-information display. The simultaneous display of km/h and mph has been discontinued. It is possible to switch the units displayed on the digital speedometer.* 	
Function	Changed	All Models	Through the addition of the engine speed limit warning light, the engine speed limit warning function has been changed. For details, see page 24.
	Added	Models for U.S.A.	A MAINT REQD RESET MODE warning message has been added to the multi-information display.
		Models for Canada	A LOW OIL PRESSURE warning message has been added to the multi-information display.
		All Models	The following warning message has been added to the multi-information display on all models. - CHECK HEADLIGHT SYSTEM - SEAT BELT BUZZER ON - SEAT BELT BUZZER OFF
Discontinued		<ul style="list-style-type: none"> The display for the AFS ON/OFF function has been discontinued on the multi-switch mode function. The tire pressure warning messages have been discontinued for the multi-information display on models for U.S.A. and Canada. For details, see page 15. 	

*: Models for U.S.A. and Canada



Models for U.S.A.

1670NF03C

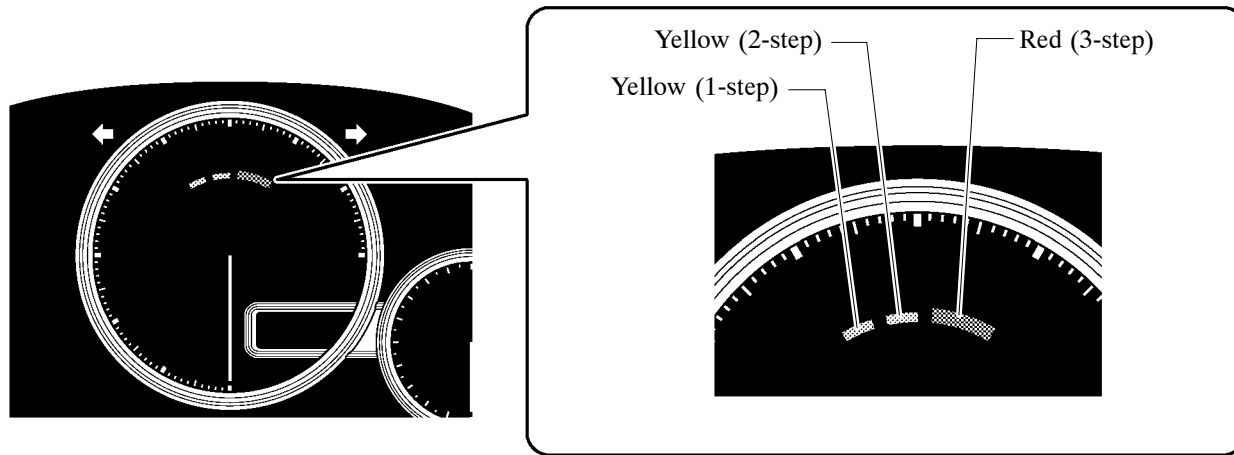


Models for Canada

1670NF04C

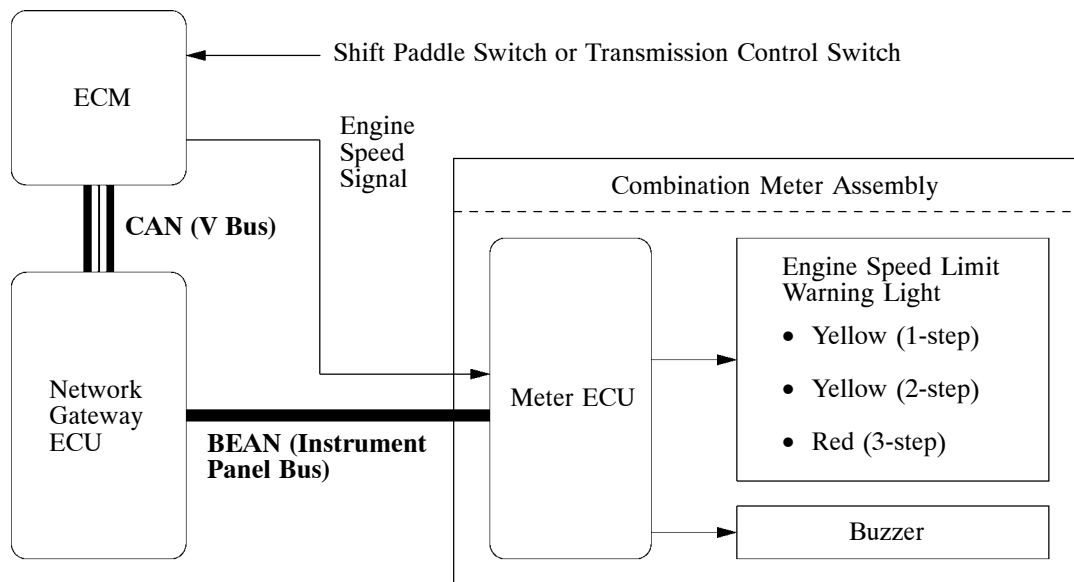
2. Engine Speed Limit Warning Function

The engine speed limit warning function encourages the driver to upshift by illuminating the engine speed limit warning light in three steps in accordance with engine speed and sounding the combination meter buzzer once.



Engine Speed Limit Warning Light

1670NF05Y



1670NF15C

- The maximum permitted engine speeds for each gear are shown in the table below.

Gear	Engine Speed Limit Warning Light		
	Yellow (1-step)	Yellow (2-step)	Red (3-step)*
1st	5000 rpm	5500 rpm	6200 rpm
2nd			6350 rpm
3rd			6400 rpm
4th			6450 rpm
5th to 8th			6550 rpm

*: Buzzer sounds once at same timing.

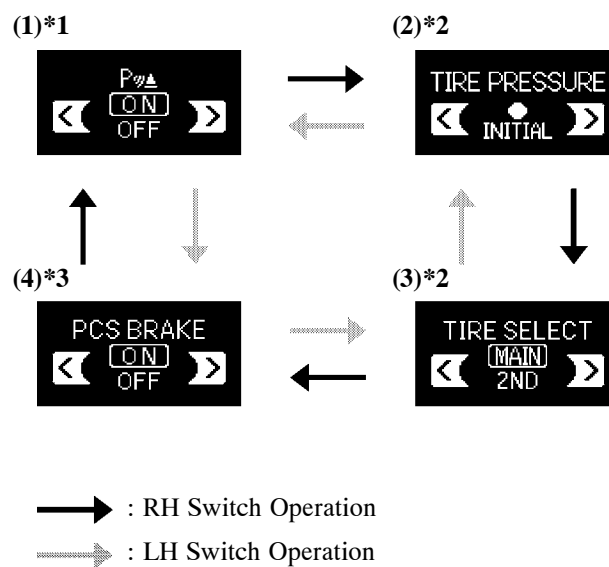
3. Multi-information Display

Multi-switch Mode

In the multi-switch mode, various switch functions can be displayed and changed using the satellite switch (RH switch, ON/OFF switch, LH switch).

- When the engine switch is on (IG) and while driving at 5 km/h (3 mph) or less (or stopped), the switch function can be displayed. However, the parking sonar switch can be displayed regardless of vehicle speed.
- The switch functions displayed are changed in the order shown below using the satellite switch (RH switch, LH switch). The function can be set using the ON/OFF switch.
- The display automatically returns to the previous display 6 seconds after the satellite switch is operated. It will return to the previous display immediately if the DISP switch is operated.

► Display Order ◀



1670NF16C

*1: Models with Intuitive Parking Assist System

*2: Models with Tire Pressure Warning System

*3: Models with Pre-collision System