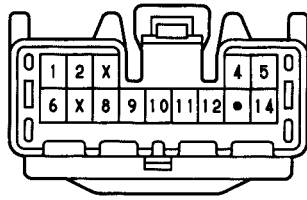




A31



C13



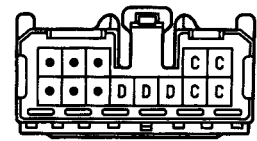
C14 (A) BLUE



F25, F26 BLUE




J16 BLUE

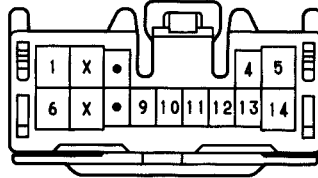


(HINT:SEE PAGE 7)

R 2 (B)



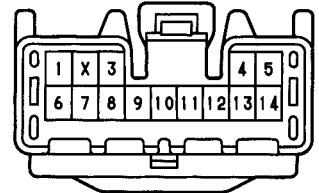
R 3 (C) GRAY



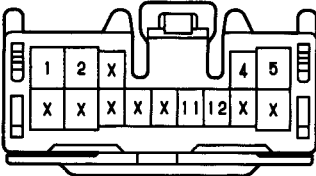
R18, R19 BLUE



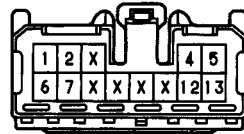
S10 (B)




S11 (C) GRAY



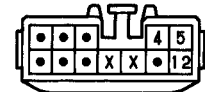
S12 (D) GREEN



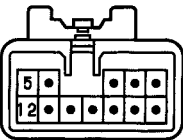
S13 (A) ORANGE



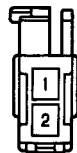
T16 (B)



T17 (A)



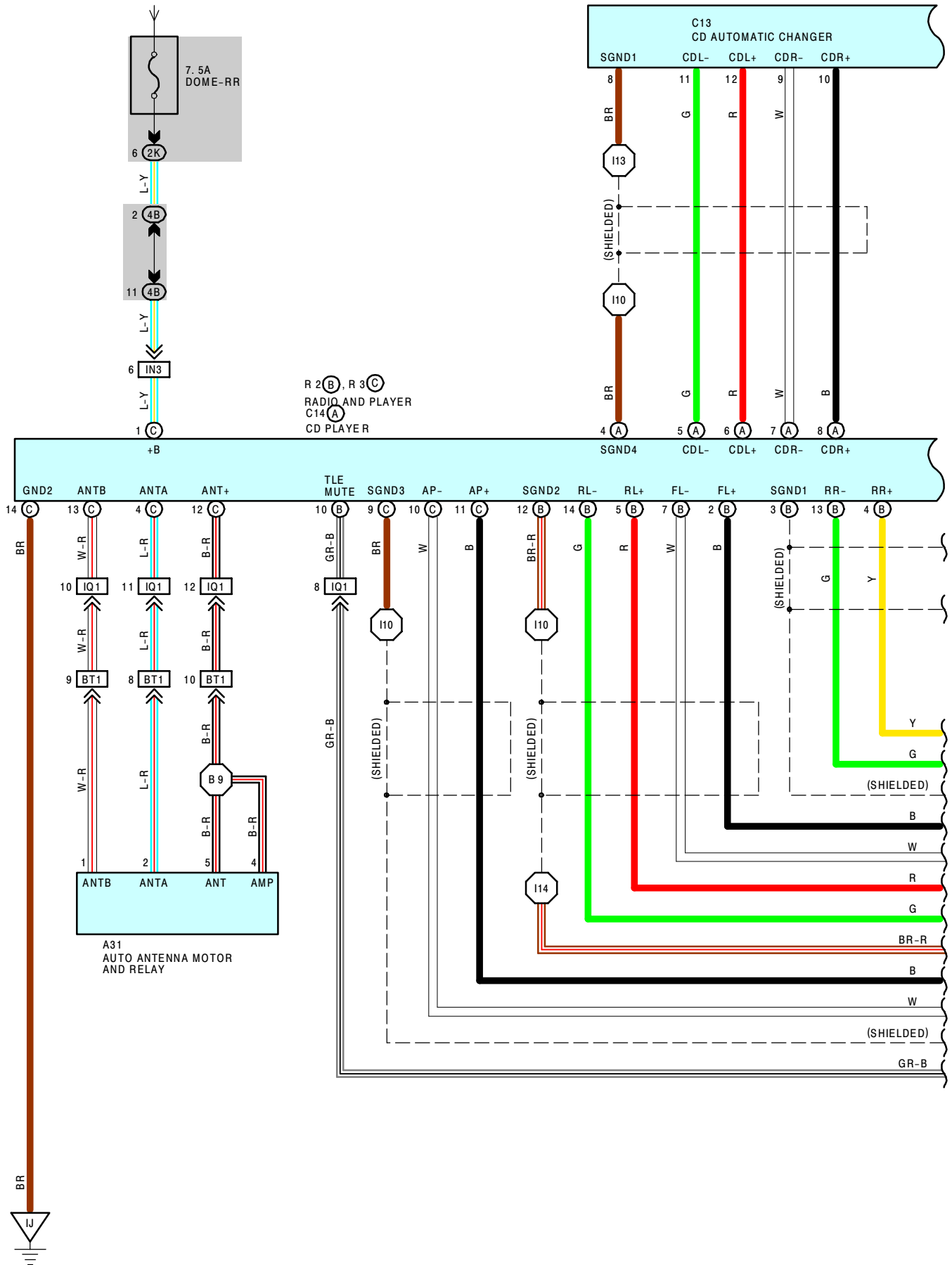
W 6 BLUE

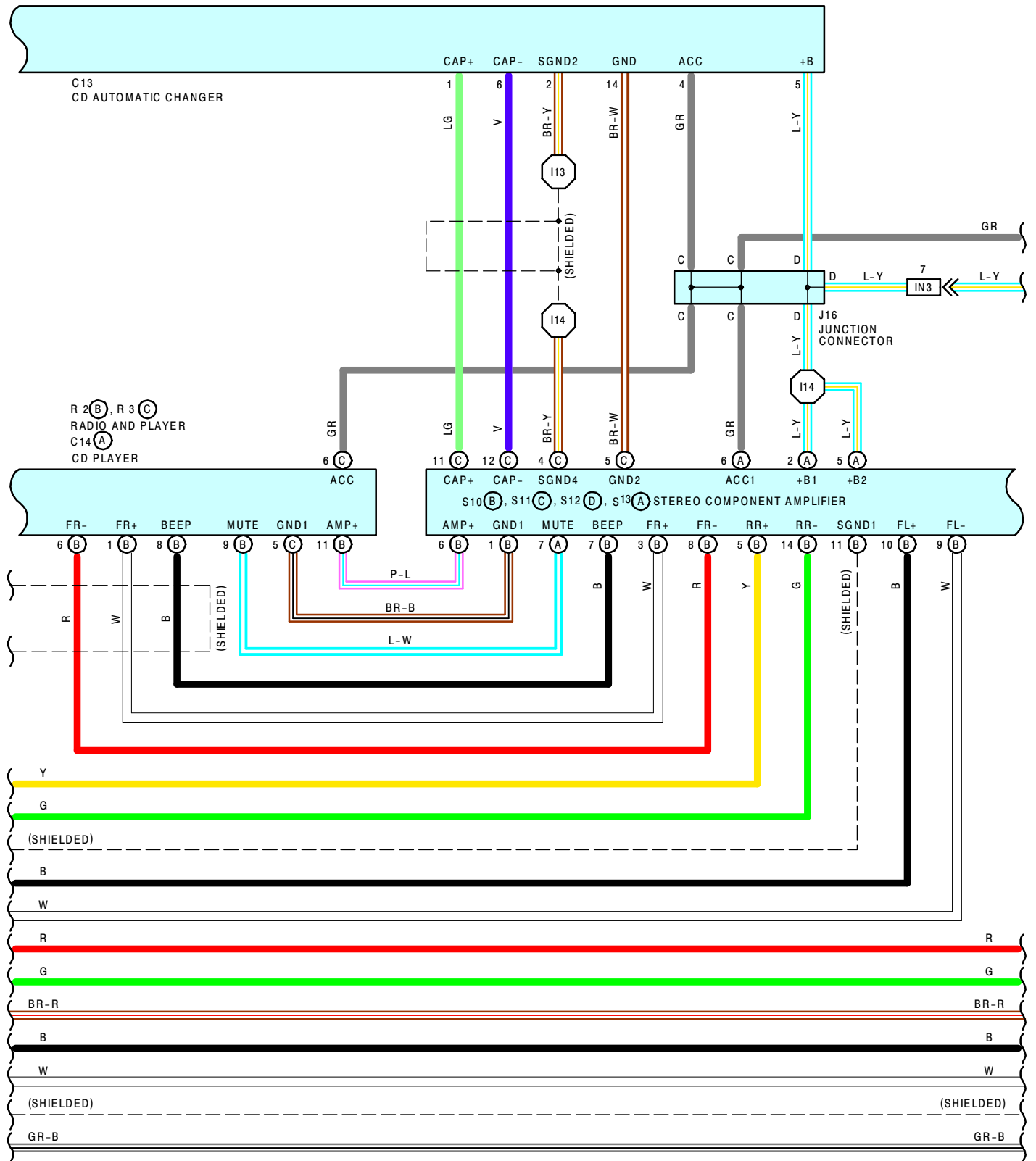




RADIO AND PLAYER

FROM POWER SOURCE SYSTEM (SEE PAGE 66)

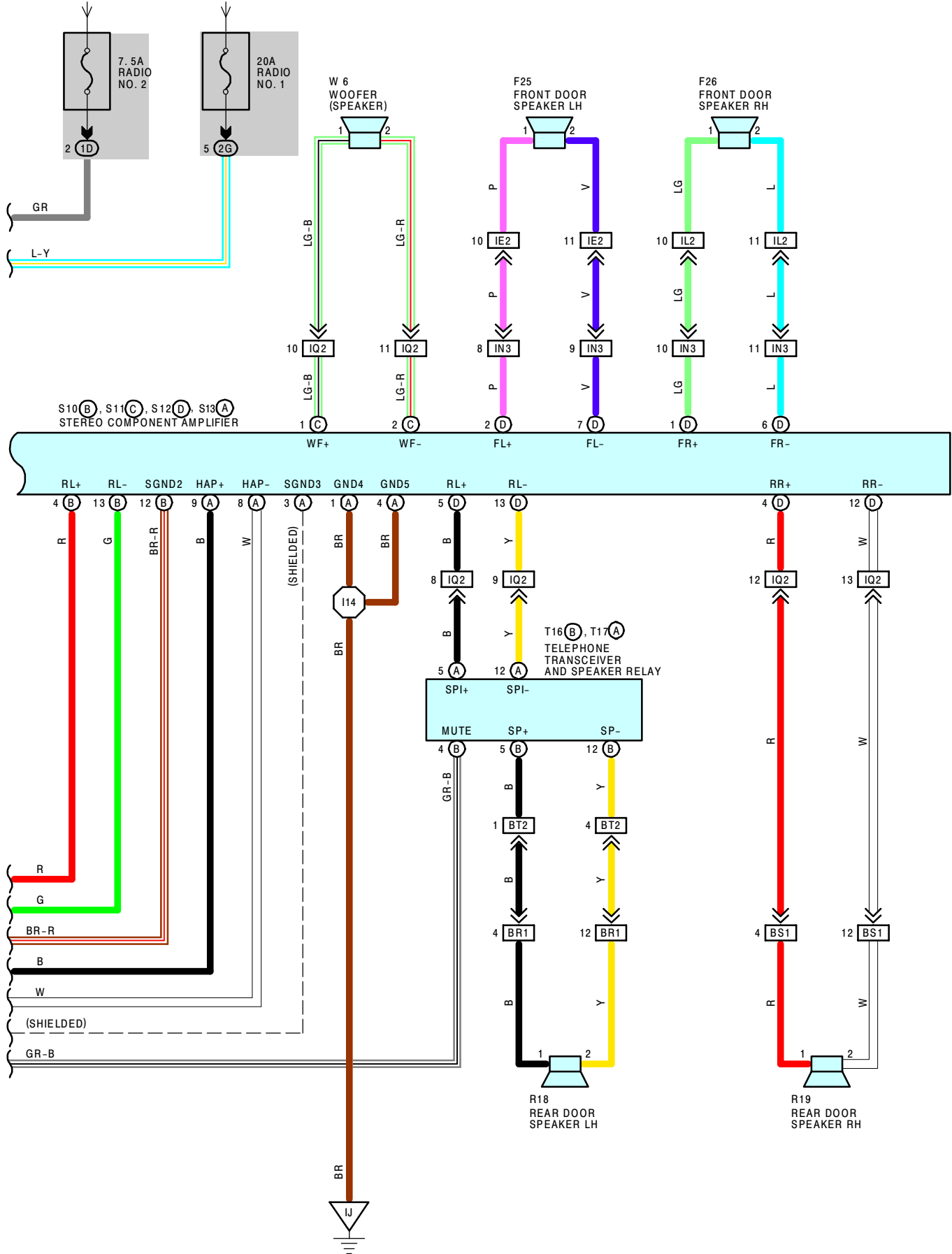






RADIO AND PLAYER

FROM POWER SOURCE SYSTEM (SEE PAGE 66)



SERVICE HINTS

R 3 (C) RADIO AND PLAYER

(C) 6-GROUND : APPROX. 12 VOLTS WITH IGNITION SW AT ACC OR ON POSITION

(C) 1-GROUND : ALWAYS APPROX. 12 VOLTS

(C) 14-GROUND : ALWAYS CONTINUITY

S13 (A) STEREO COMPONENT AMPLIFIER

(A) 2, (A) 5, (A) 6-GROUND : APPROX. 12 VOLTS WITH IGNITION SW AT ACC OR ON POSITION

(A) 1, (A) 4-GROUND : ALWAYS CONTINUITY

○ : PARTS LOCATION

CODE	SEE PAGE	CODE	SEE PAGE	CODE	SEE PAGE		
A31	36	R 2	B	35	S12	D	35
C13	34	R 3	C	35	S13	A	35
C14	A	34	R18	37	T16	B	37
F25	36	R19	37	T17	A	37	
F26	36	S10	B	35	W 6	37	
J16	35	S11	C	35			

○ : JUNCTION BLOCK AND WIRE HARNESS CONNECTOR

CODE	SEE PAGE	JUNCTION BLOCK AND WIRE HARNESS (CONNECTOR LOCATION)
1D	20	INSTRUMENT PANEL WIRE AND INSTRUMENT PANEL J/B (REAR OF PARKING BRAKE RELEASE LEVER)
2G	22	COWL WIRE AND ENGINE ROOM J/B (ENGINE COMPARTMENT LEFT)
2K		
4B	26	COWL WIRE AND DRIVER SIDE J/B (LEFT KICK PANEL)

□ : CONNECTOR JOINING WIRE HARNESS AND WIRE HARNESS

CODE	SEE PAGE	JOINING WIRE HARNESS AND WIRE HARNESS (CONNECTOR LOCATION)
IE2	42	FRONT DOOR LH AND COWL WIRE (LEFT KICK PANEL)
IL2	44	FRONT DOOR RH WIRE AND COWL WIRE (RIGHT KICK PANEL)
IN3	46	INSTRUMENT PANEL WIRE AND COWL WIRE (BEHIND THE RADIO AND PLAYER)
IQ1	46	INSTRUMENT PANEL WIRE AND FLOOR WIRE (RIGHT SIDE OF SHIFT LEVER)
IQ2		
BR1	48	REAR DOOR NO. 2 WIRE AND FLOOR NO. 2 WIRE (UNDER THE LEFT CENTER PILLAR)
BS1	48	REAR DOOR NO. 1 WIRE AND FLOOR WIRE (UNDER THE RIGHT CENTER PILLAR)
BT1	48	FLOOR WIRE AND FLOOR NO. 2 WIRE (UNDER THE LEFT REAR CUSHION)
BT2		

▽ : GROUND POINTS

CODE	SEE PAGE	GROUND POINTS LOCATION
IJ	46	INSTRUMENT PANEL BRACE RH

○ : SPLICE POINTS

CODE	SEE PAGE	WIRE HARNESS WITH SPLICE POINTS	CODE	SEE PAGE	WIRE HARNESS WITH SPLICE POINTS
I10	46	INSTRUMENT PANEL WIRE	I14	46	INSTRUMENT PANEL WIRE
I13			B 9	48	FLOOR NO. 2 WIRE