


REMOVAL

1. **REMOVE FRONT WHEEL**
Torque: 103 N·m (1,050 kgf·cm, 76 ft·lbf)



2. **HID TYPE HEADLIGHT:
DISCONNECT HEIGHT CONTROL SENSOR LINK
FROM SHOCK ABSORBER LOWER BRACKET**

Remove the nut and disconnect the sensor link.

Torque: 5.0 N·m (55 kgf·cm, 48 in.-lbf)

3. **DISCONNECT STEERING KNUCKLE FROM UPPER
BALL JOINT**

(a) Remove the clip and nut.

Torque: 65 N·m (660 kgf·cm, 48 ft·lbf)

(b) Using SST, disconnect the steering knuckle from the upper ball joint.

SST 09610-20012

(c) Support the steering knuckle securely.

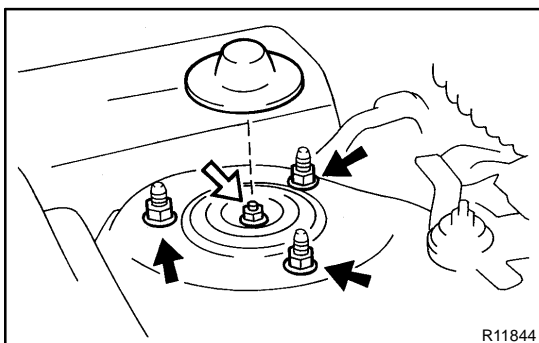
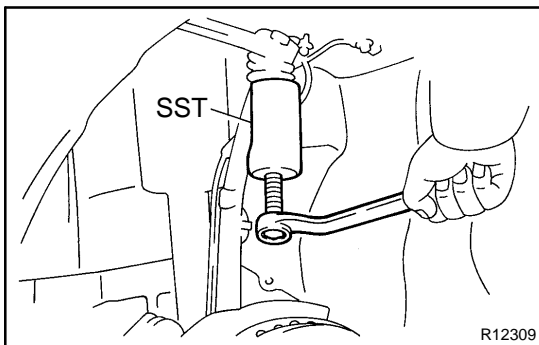
4. **DISCONNECT SHOCK ABSORBER FROM SHOCK
ABSORBER LOWER BRACKET**

Remove the bolt and nut.

Torque: 157 N·m (1,600 kgf·cm, 116 ft·lbf)

HINT:

At the time of installation, after stabilizing the suspension, torque the bolt.



5. **REMOVE SHOCK ABSORBER WITH COIL SPRING**

(a) Remove the plug from the suspension support.

(b) Loosen the suspension support center nut.

NOTICE:

Do not remove the nut.

Torque: 28 N·m (280 kgf·cm, 20 ft·lbf)

(c) Remove the 3 nuts and shock absorber with coil spring.

Torque: 58 N·m (590 kgf·cm, 43 ft·lbf)