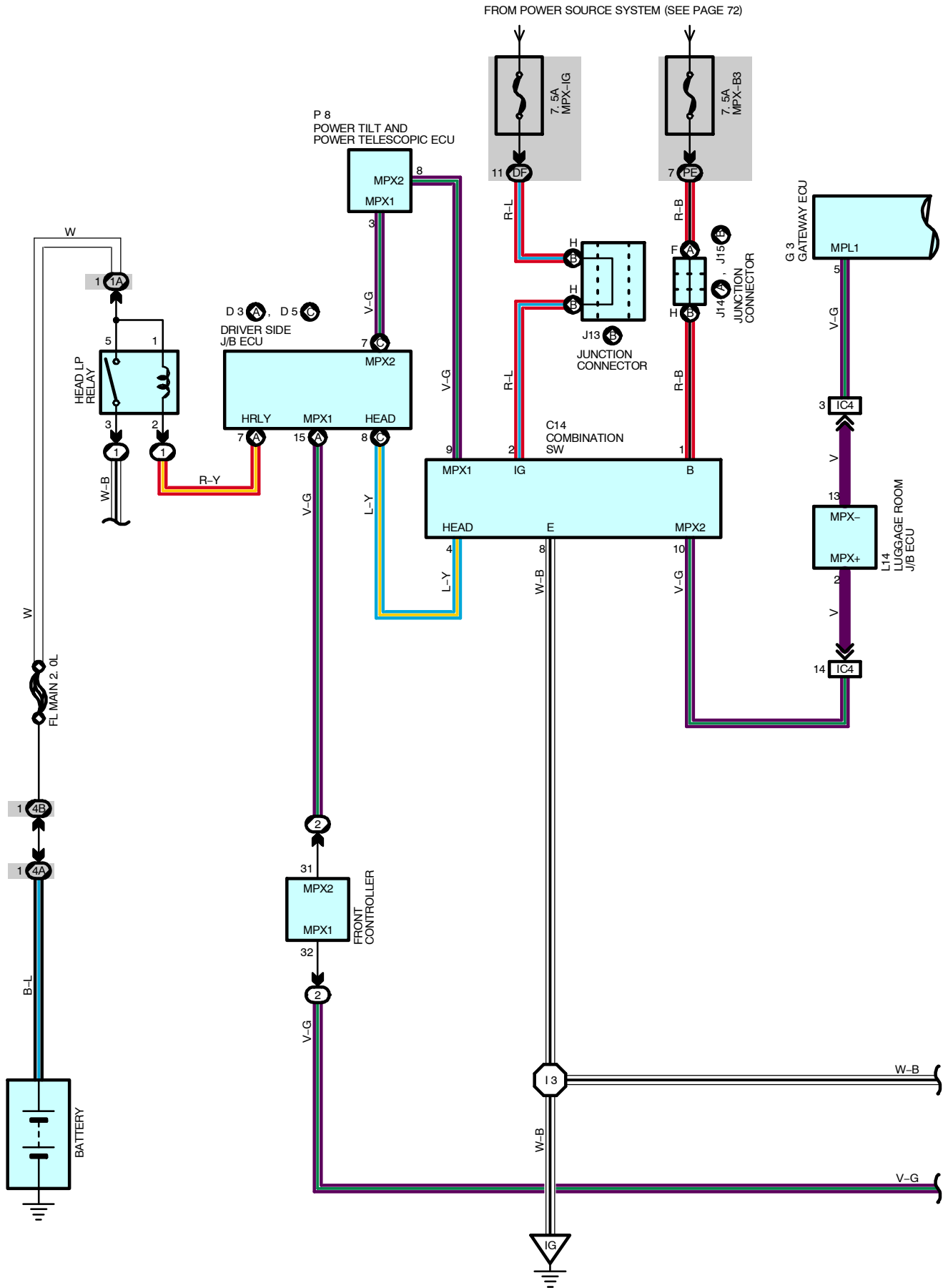
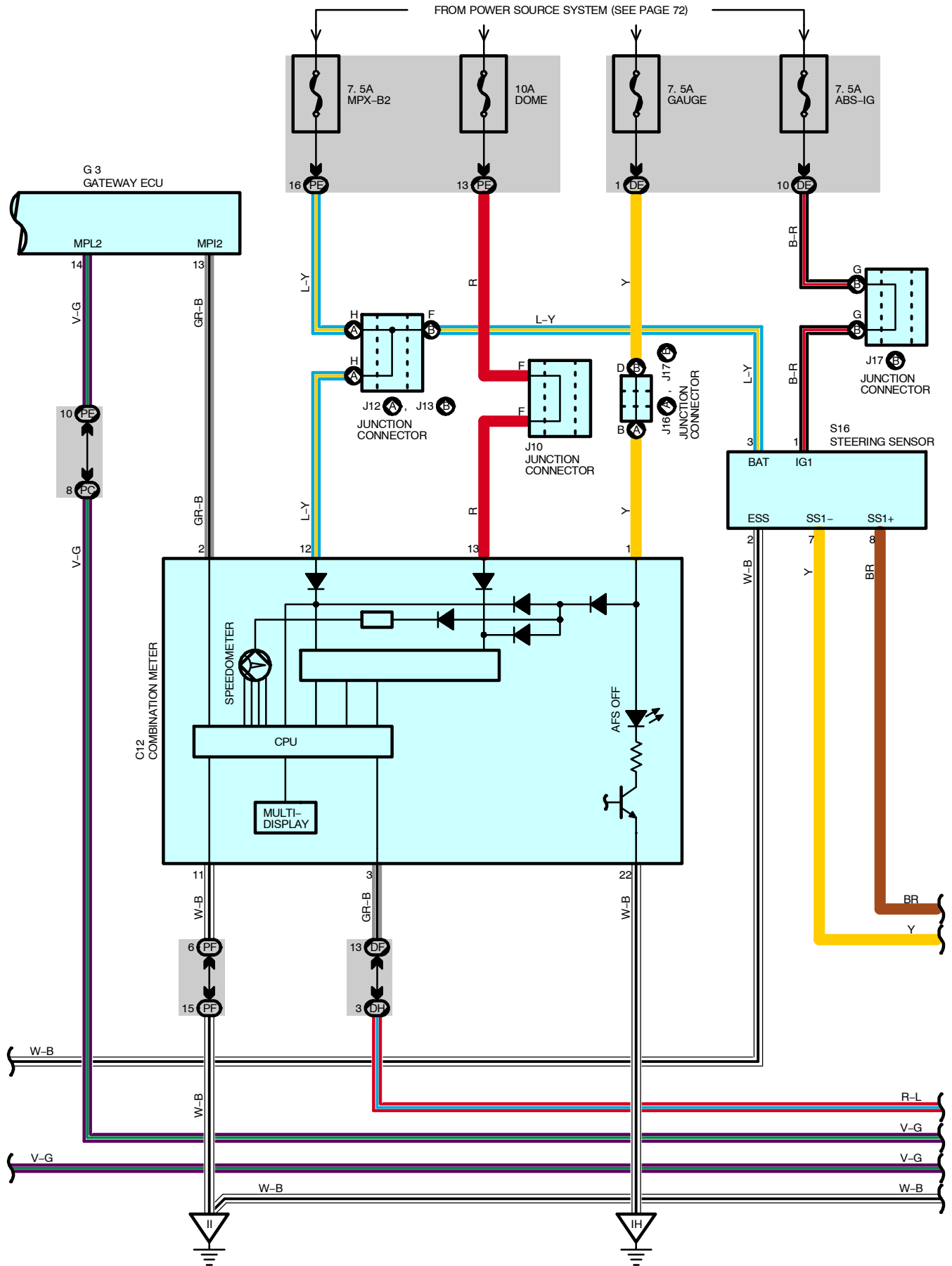


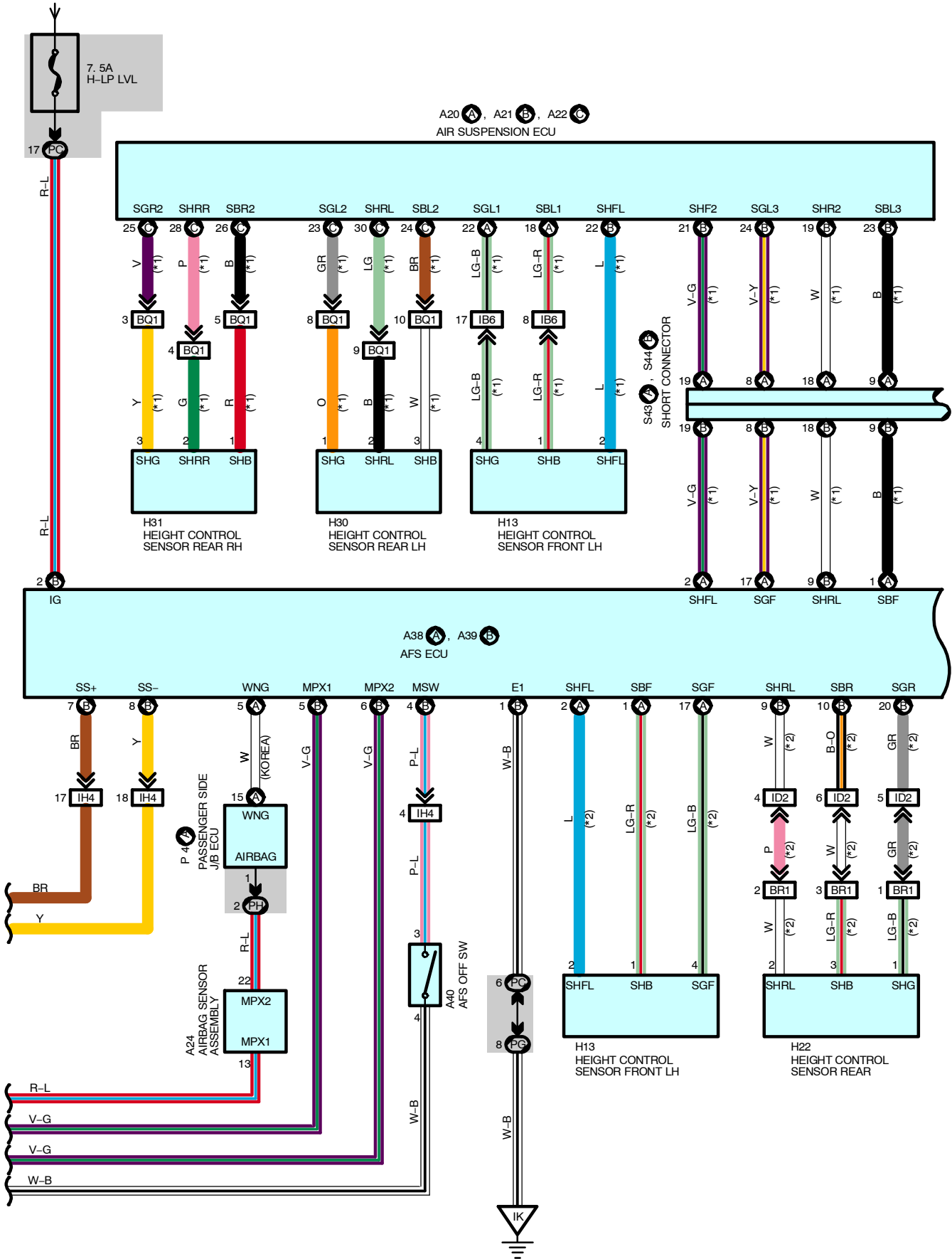
Adaptive Front-Lighting System



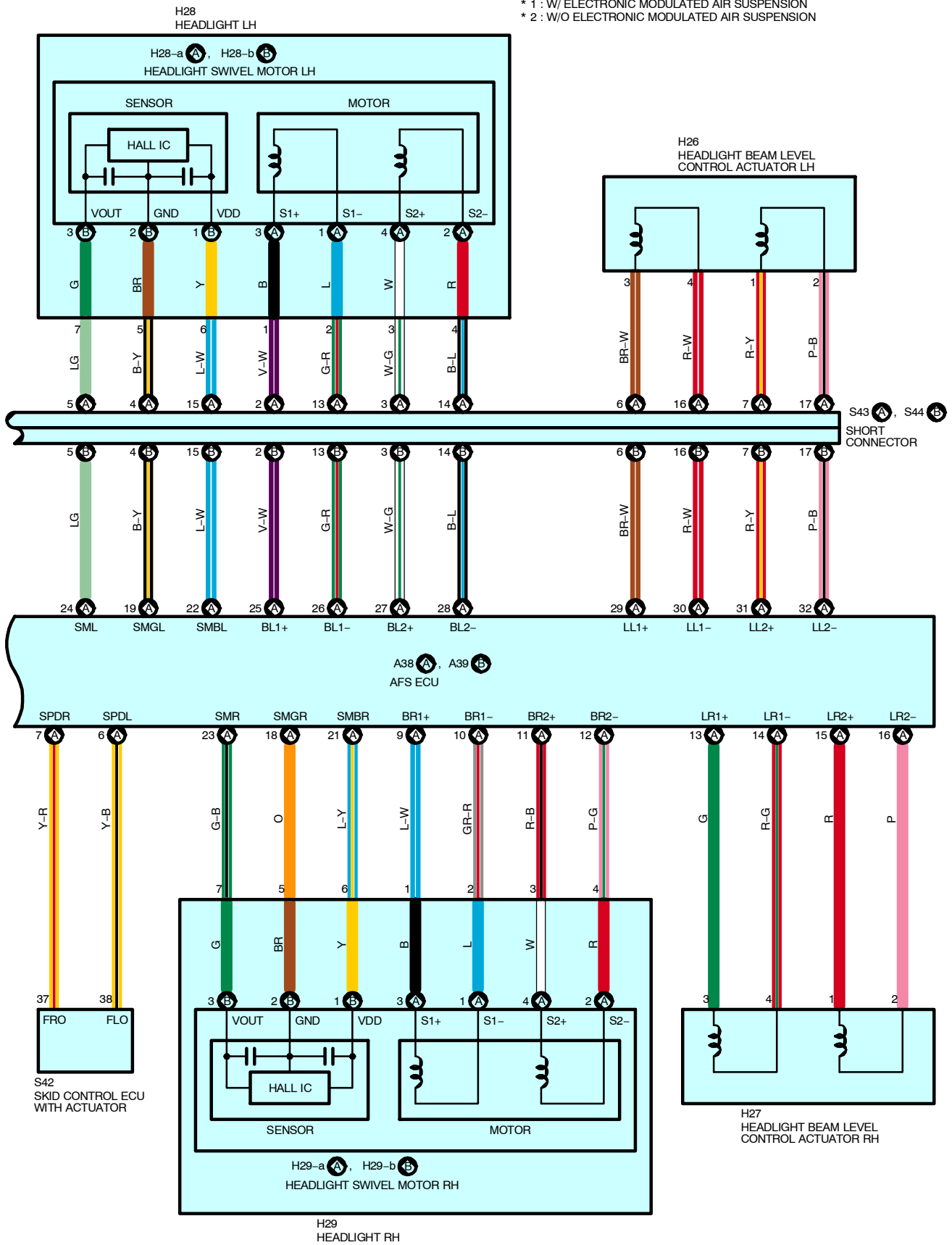


Adaptive Front-Lighting System

FROM POWER SOURCE SYSTEM (SEE PAGE 72)



* 1 : W/ ELECTRONIC MODULATED AIR SUSPENSION
 * 2 : W/O ELECTRONIC MODULATED AIR SUSPENSION



Adaptive Front-Lighting System

SYSTEM OUTLINE

The adaptive front-lighting system ensures the optimized light distribution according to the individual driving situation by automatically adjusting horizontal low beam to pattern for specific driving conditions, such as speed and vehicle direction.

SERVICE HINTS

A39 (B) AFS ECU

(B) 2-GROUND : Approx. 12 volts with ignition SW at **ON** or **ST** position

(B) 1-GROUND : Always continuity

○ : PARTS LOCATION

Code	See Page	Code	See Page	Code	See Page
A20	A 46	H13	43	J15	B 47
A21	B 46	H22	51	J16	A 47
A22	C 46	H26	43	J17	B 47
A24	46	H27	43	L14	51
A38	A 46	H28	43	P4	A 48
A39	B 46	H29	43	P8	48
A40	46	H30	51	S16	49
C12	46	H31	51	S42	45
C14	46	J10	47	S43	A 49
D3	A 47	J12	A 47	S44	B 49
D5	C 47	J13	B 47		
G3	47	J14	A 47		

○ : RELAY BLOCKS

Code	See Page	Relay Blocks (Relay Block Location)
1	24	Engine Room No.1 R/B (Engine Compartment Left)
2	25	Engine Room No.2 R/B (Engine Compartment Left)

○ : JUNCTION BLOCK AND WIRE HARNESS CONNECTOR

Code	See Page	Junction Block and Wire Harness (Connector Location)
1A	24	Engine Room Main Wire and Engine Room No.1 J/B (Engine Compartment Left)
4A	27	Engine Room Main Wire and Fusible Link Block (Engine Compartment Right)
4B		
DE	29	Instrument Panel Wire and Driver Side J/B (Left Kick Panel)
DF		
DH		
PC	35	Engine Room Main Wire and Passenger Side J/B (Right Kick Panel)
PE	36	Instrument Panel Wire and Passenger Side J/B (Right Kick Panel)
PF		
PG		
PH		

□ : CONNECTOR JOINING WIRE HARNESS AND WIRE HARNESS

Code	See Page	Joining Wire Harness and Wire Harness (Connector Location)
IB6	58	Instrument Panel Wire and Engine Room Main Wire (Cowl Side Panel LH)
IC4	58	Instrument Panel Wire and Floor No.2 Wire (Cowl Side Panel LH)
ID2	58	Engine Room Main Wire and Floor No.2 Wire (Cowl Side Panel LH)
IH4	60	Instrument Panel Wire and Engine Room Main Wire (Cowl Side Panel RH)
BQ1	64	Absorber Control Wire and Floor No.2 Wire (Left Side of Luggage Room)
BR1	64	Sensor Wire and Floor No.2 Wire (Left Side of Luggage Room)

**: GROUND POINTS**

Code	See Page	Ground Points Location
IG	58	Left Side of Instrument Panel
IH	58	Right Side of Shift Lever
II		
IK	58	Cowl Side Panel RH

**: SPLICE POINTS**

Code	See Page	Wire Harness with Splice Points	Code	See Page	Wire Harness with Splice Points
I3	60	Instrument Panel Wire			