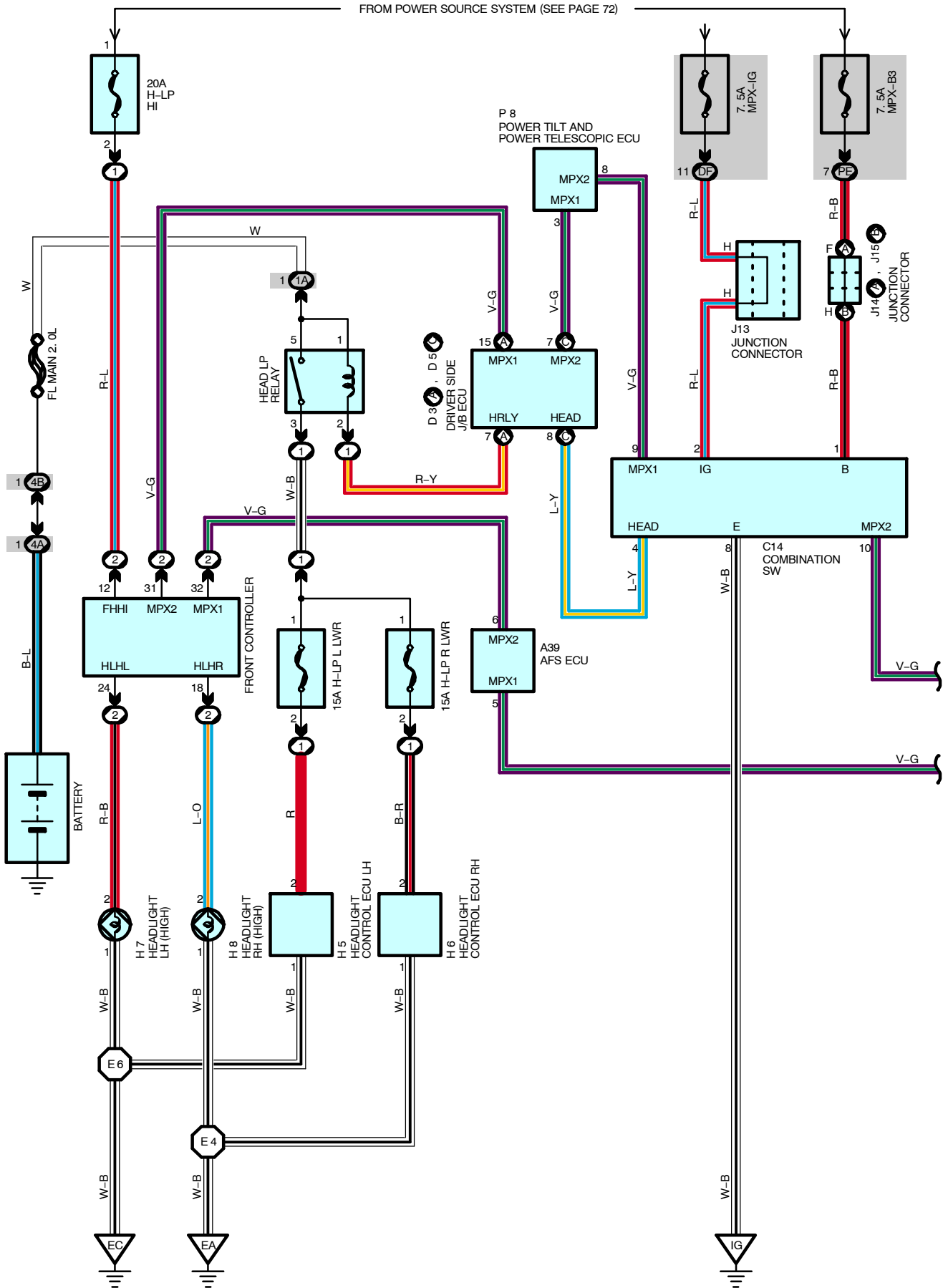
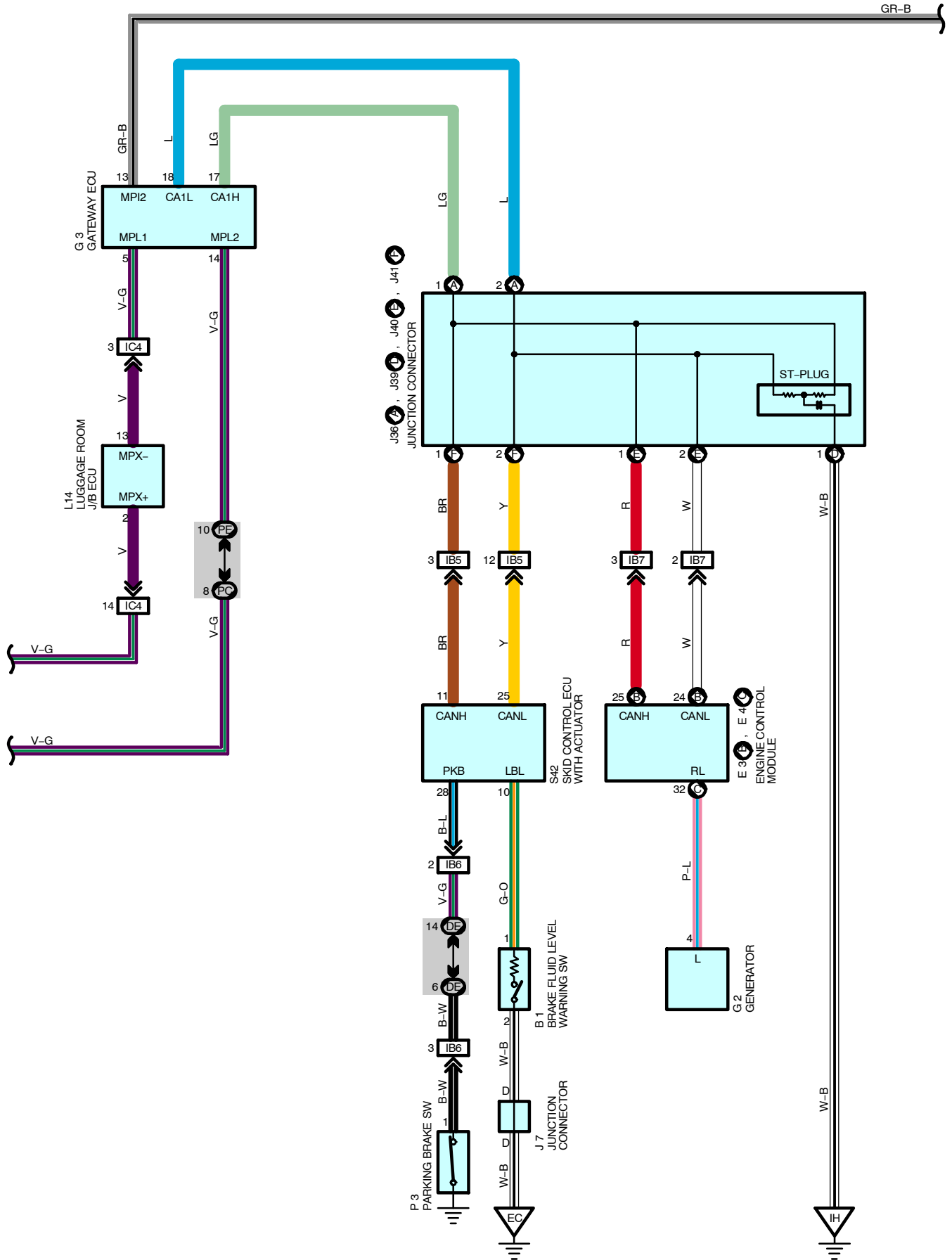
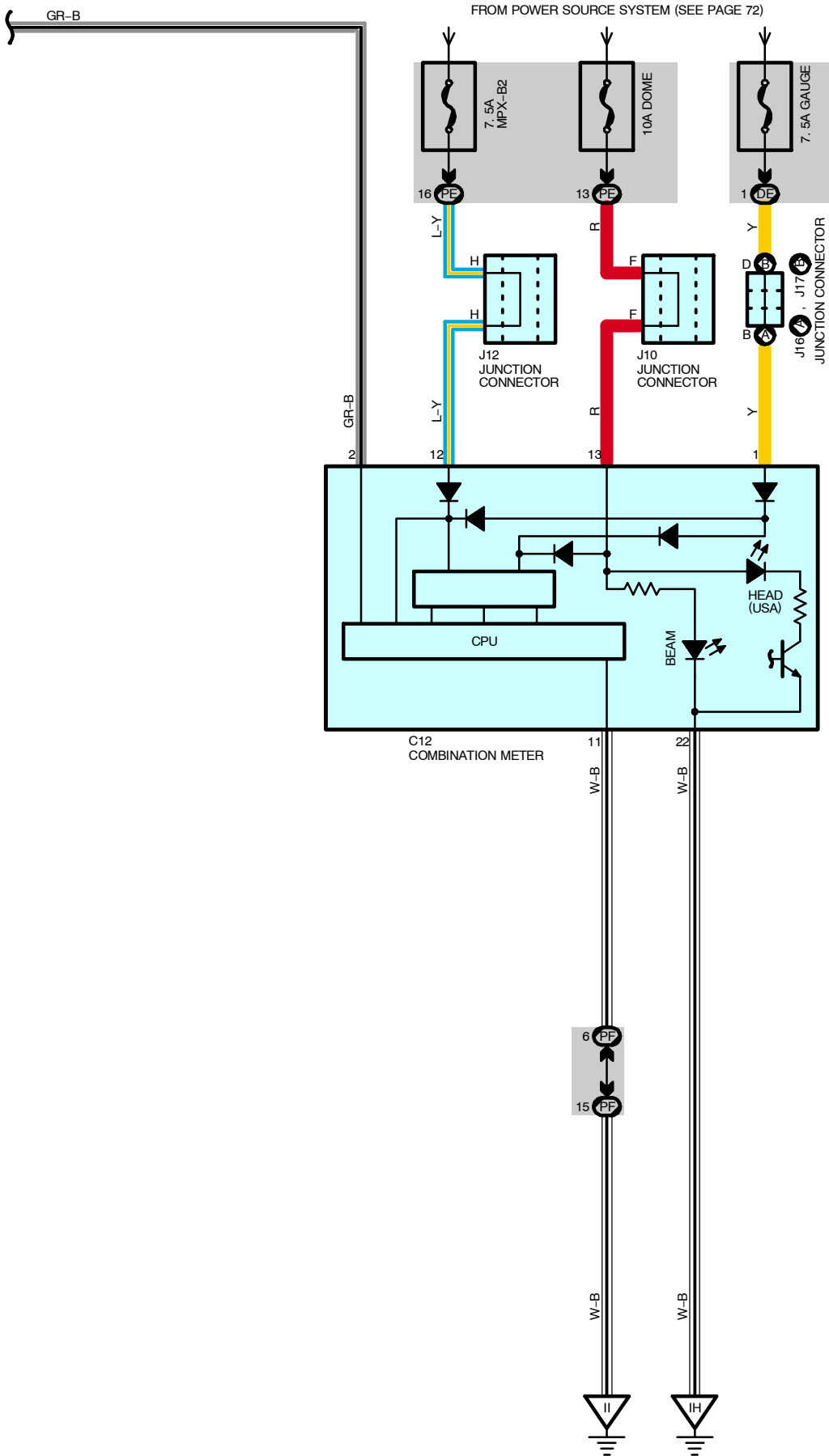


Headlight





Headlight



SYSTEM OUTLINE

In the daytime running light system, when the system recognizes that the vehicle is ready to travel according to the signals from the generator and parking brake SW etc., the headlight (High) comes on dimmed through the communication control among the gateway ECU, J/B ECU and front controller etc.

SERVICE HINTS

FRONT CONTROLLER

12-GROUND : Always approx. 12 volts

C14 COMBINATION SW

1-GROUND : Always approx. 12 volts

2-GROUND : Approx. 12 volts with ignition SW at **ON** or **ST** position

8-GROUND : Always continuity

○ : PARTS LOCATION

Code	See Page	Code	See Page	Code	See Page
A39	46	H5	43	J16	A 47
B1	42	H6	43	J17	B 47
C12	46	H7	43	J36	A 47
C14	46	H8	43	J39	D 47
D3	A 47	J7	44	J40	E 47
D5	C 47	J10	47	J41	F 47
E3	B 42	J12	47	L14	51
E4	C 42	J13	47	P3	48
G2	43	J14	A 47	P8	48
G3	47	J15	B 47	S42	45

○ : RELAY BLOCKS

Code	See Page	Relay Blocks (Relay Block Location)
1	24	Engine Room No.1 R/B (Engine Compartment Left)
2	25	Engine Room No.2 R/B (Engine Compartment Left)

○ : JUNCTION BLOCK AND WIRE HARNESS CONNECTOR

Code	See Page	Junction Block and Wire Harness (Connector Location)
1A	24	Engine Room Main Wire and Engine Room No.1 J/B (Engine Compartment Left)
4A	27	Engine Room Main Wire and Fusible Link Block (Engine Compartment Right)
4B		
DE	29	Instrument Panel Wire and Driver Side J/B (Left Kick Panel)
DF		
PC	35	Engine Room Main Wire and Passenger Side J/B (Right Kick Panel)
PE	36	Instrument Panel Wire and Passenger Side J/B (Right Kick Panel)
PF		

□ : CONNECTOR JOINING WIRE HARNESS AND WIRE HARNESS

Code	See Page	Joining Wire Harness and Wire Harness (Connector Location)
IB5	58	Instrument Panel Wire and Engine Room Main Wire (Cowl Side Panel LH)
IB6		
IB7		
IC4	58	Instrument Panel Wire and Floor No.2 Wire (Cowl Side Panel LH)

Headlight

: GROUND POINTS

Code	See Page	Ground Points Location
EA	56	Radiator Side Support RH
EC	56	Radiator Side Support LH
IG	58	Left Side of Instrument Panel
IH	58	Right Side of Shift Lever
II		

: SPLICE POINTS

Code	See Page	Wire Harness with Splice Points	Code	See Page	Wire Harness with Splice Points
E4	56	Engine Room Main Wire	E6	56	Engine Room Main Wire

