

Last Modified: 12-20-2022	6.11:8.1.0	Doc ID: RM1000000020LLG
Model Year Start: 2022	Model: NX250	Prod Date Range: [11/2021 -]
Title: EXTERIOR PANELS / TRIM: WHEEL OPENING MOULDING (for Rear Side): REMOVAL; 2022 - 2023 MY NX250 NX350 NX350H [11/2021 -]		

REMOVAL

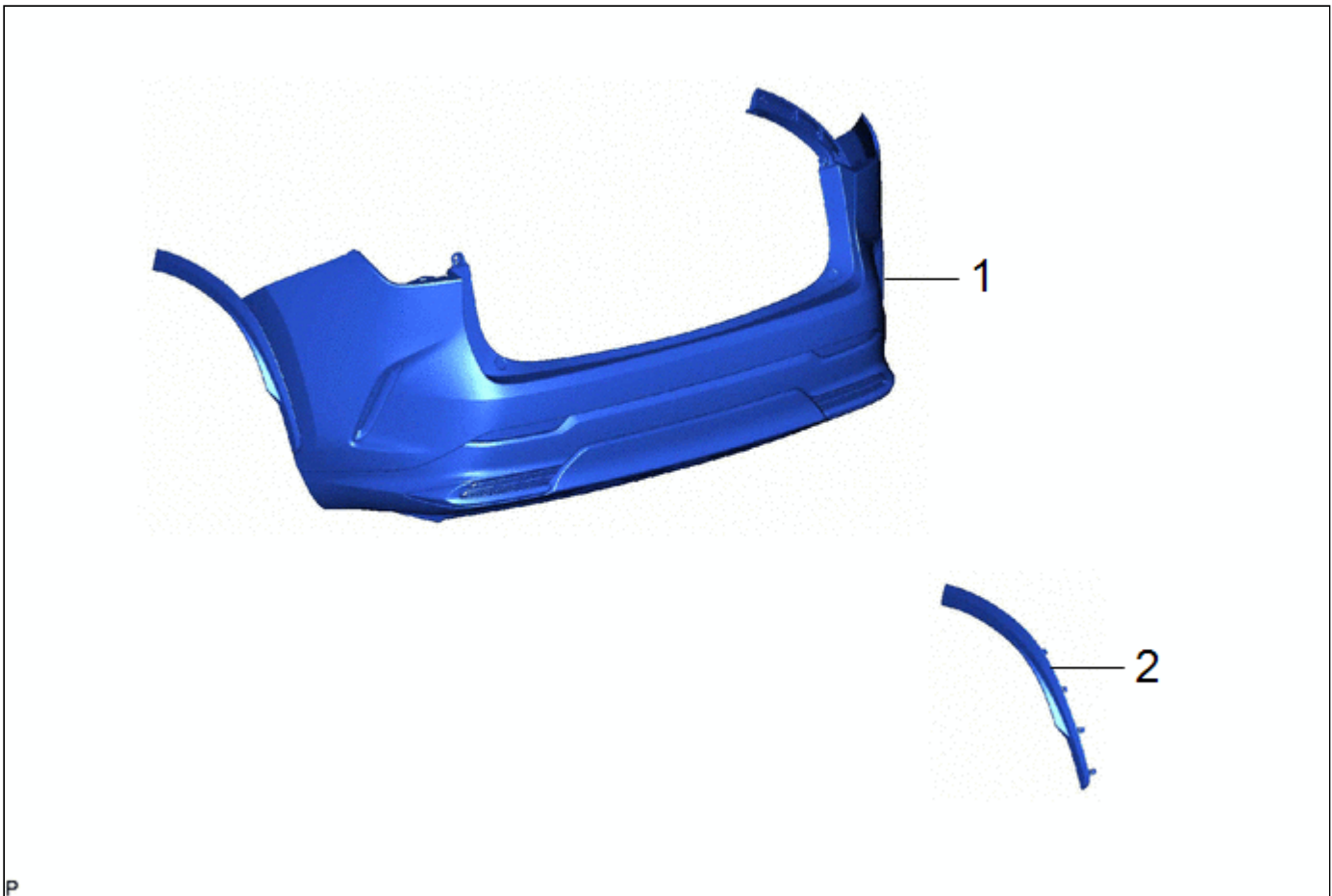
CAUTION / NOTICE / HINT




HINT:

- Use the same procedure for the RH side and LH side.
- The following procedure is for the LH side.

CAUTION / NOTICE / HINT

COMPONENTS (REMOVAL)



	PROCEDURE	PART NAME CODE			
1	REAR BUMPER ASSEMBLY	-	-	-	-
2	QUARTER OUTSIDE MOULDING SUB-ASSEMBLY	75606B	-	-	-

PROCEDURE

1. REMOVE REAR BUMPER ASSEMBLY

Click here [INFO](#)

2. REMOVE QUARTER OUTSIDE MOULDING SUB-ASSEMBLY

