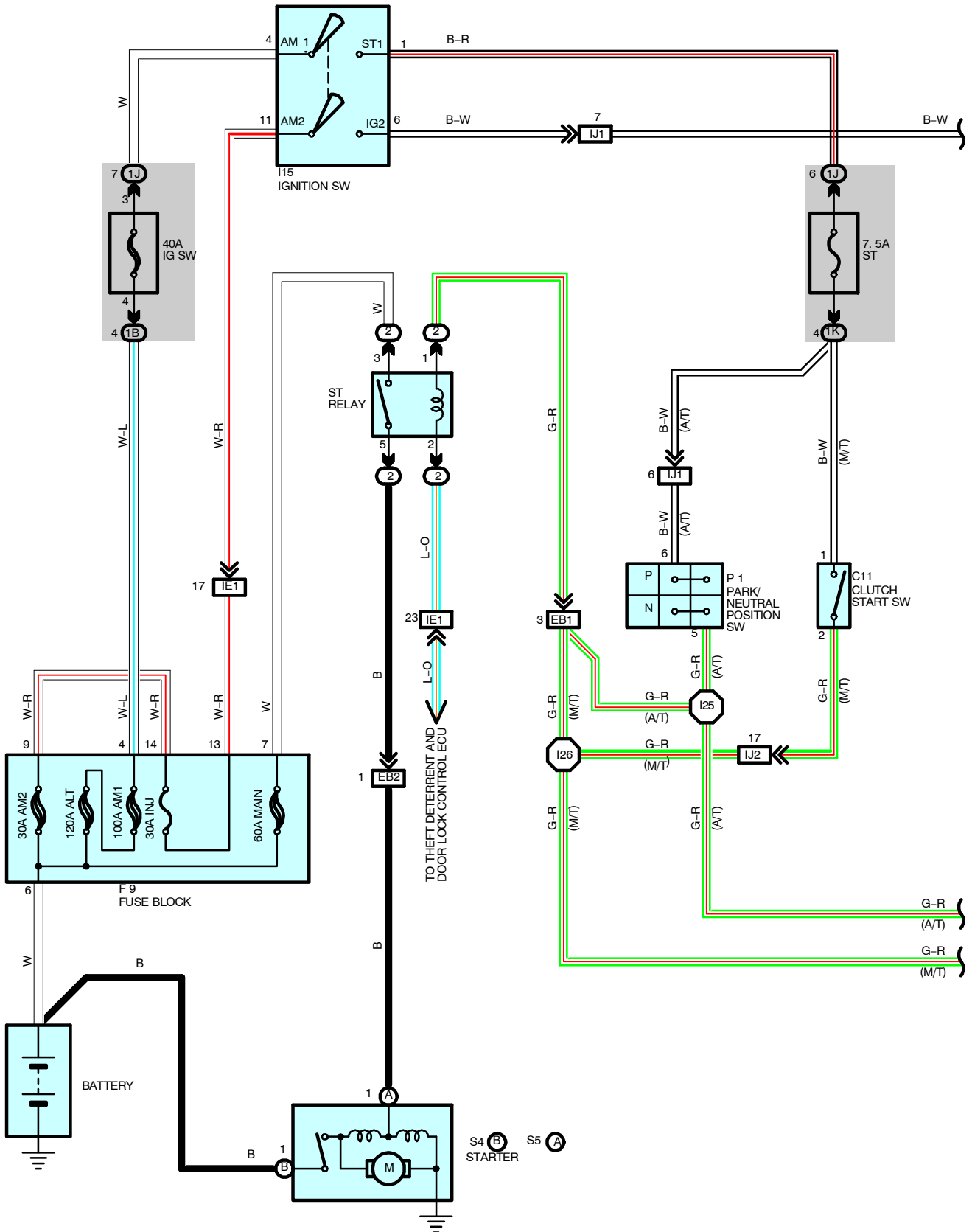
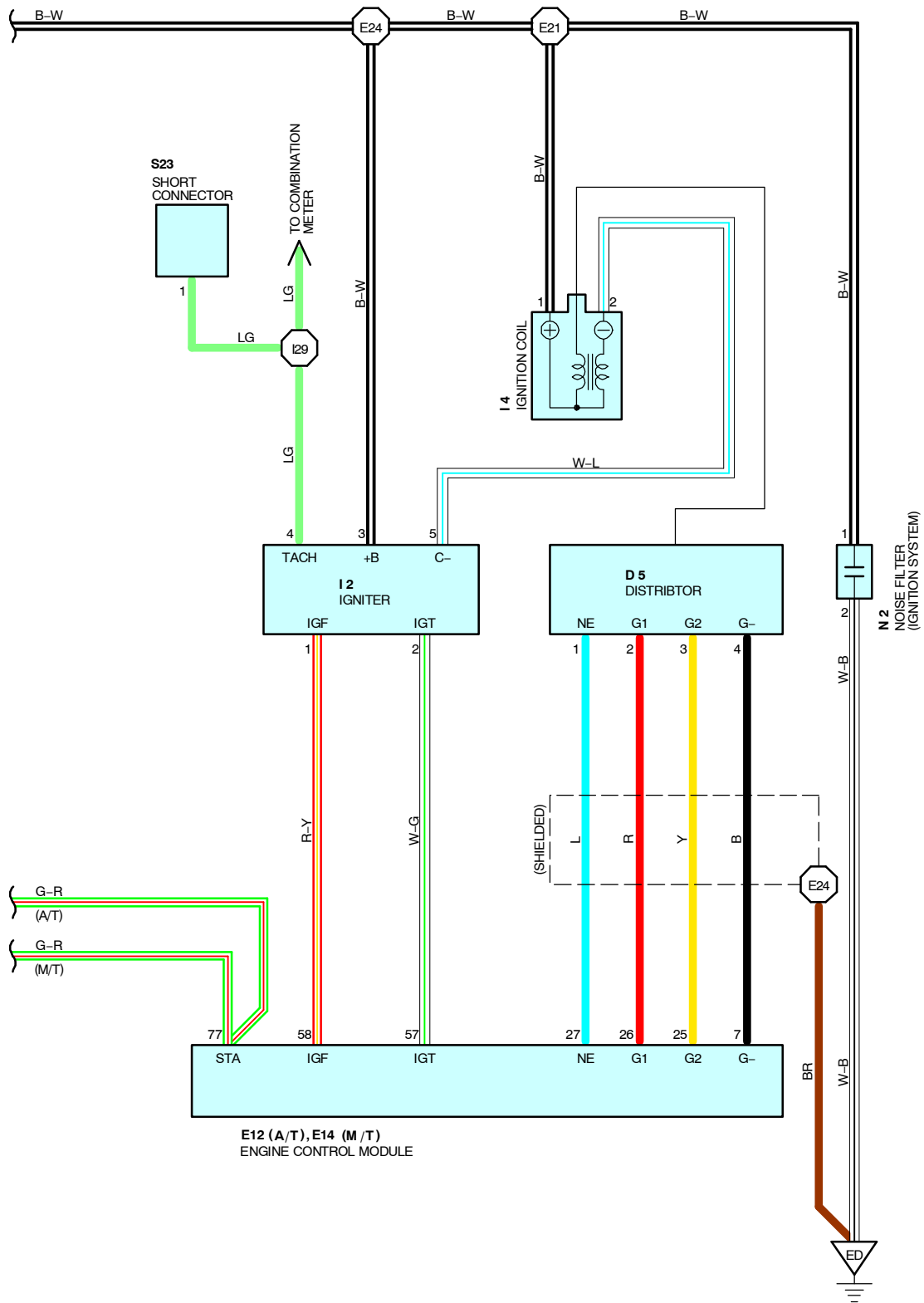




STARTING AND IGNITION (2JZ-GE)







STARTING AND IGNITION (2JZ-GE)

SERVICE HINTS

I15 IGNITION SW

4-1 : CLOSED WITH IGNITION SW AT **ST** POSITION
11-6 : CLOSED WITH IGNITION SW AT **ON** OR **ST** POSITION

P 1 PARK/NEUTRAL POSITION SW

6-5 : CLOSED WITH A/T SHIFT LEVER IN **P** OR **N** POSITION

A 4 (B), S 5 (A) STARTER

POINTS CLOSED WITH PARK/NEUTRAL POSITION SW ON AND IGNITION SW AT **ST** POSITION (A/T)
POINTS CLOSED WITH CLUTCH START SW ON AND IGNITION SW AT **ST** POSITION (M/T)

○ : PARTS LOCATION

CODE	SEE PAGE	CODE	SEE PAGE	CODE	SEE PAGE
C11	30	I 2	29	S 4	B 29
D 5	28	I 4	29	S 5	A 29
E12	30	I15	31	S23	31
E14	30	N 2	29		
F 9	28	P 1	29		

○ : RELAY BLOCKS

CODE	SEE PAGE	RELAY BLOCKS (RELAY BLOCK LOCATION)
2	19	R/B NO. 2 (ENGINE COMPARTMENT LEFT)

○ : JUNCTION BLOCK AND WIRE HARNESS CONNECTOR

CODE	SEE PAGE	JUNCTION BLOCK AND WIRE HARNESS (CONNECTOR LOCATION)
IB	20	ENGINE ROOM MAIN WIRE AND J/B NO. 1 (LEFT KICK PANEL)
IJ	20	COWL WIRE AND J/B NO. 1 (LEFT KICK PANEL)
IK		

□ : CONNECTOR JOINING WIRE HARNESS AND WIRE HARNESS

CODE	SEE PAGE	JOINING WIRE HARNESS AND WIRE HARNESS (CONNECTOR LOCATION)
EB1	38	ENGINE WIRE AND ENGINE ROOM MAIN WIRE (FRONT SIDE OF R/B NO. 2)
EB2		
IE1	40	ENGINE ROOM MAIN WIRE AND COWL WIRE (R/B NO. 4)
IJ1	40	ENGINE WIRE AND COWL WIRE (RIGHT KICK PANEL)
IJ2		

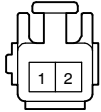
▽ : GROUND POINTS

CODE	SEE PAGE	GROUND POINTS LOCATION
ED	38	REAR SIDE OF CYLINDER HEAD RH

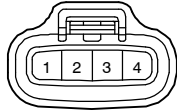
○ : SPLICE POINTS

CODE	SEE PAGE	WIRE HARNESS WITH SPLICE POINTS	CODE	SEE PAGE	WIRE HARNESS WITH SPLICE POINTS
E21	38	ENGINE WIRE	I26	42	ENGINE WIRE
E24			I29		
I25	42				

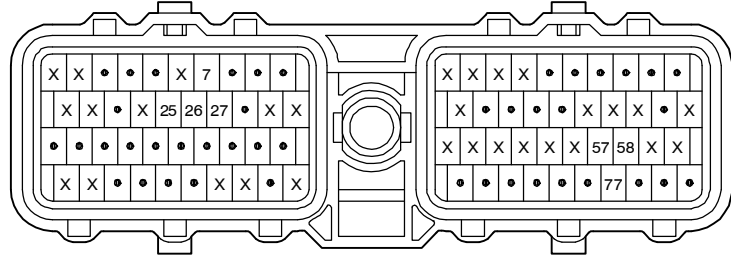
C11



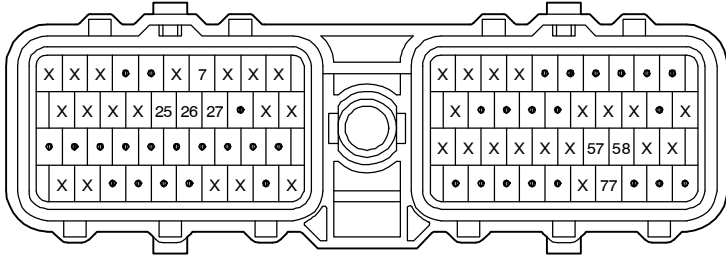
D 5 BLACK



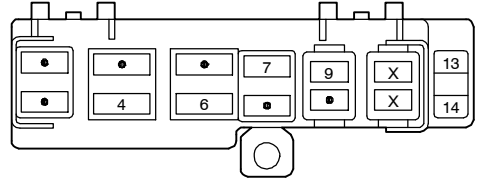
(A/T) E12 DARK GRAY



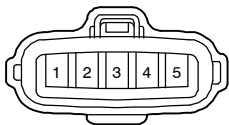
(M/T) E14 DARK GRAY



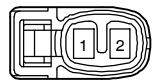
F 9



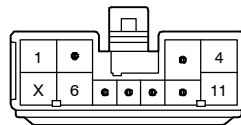
I 2 BLACK



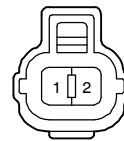
I 4 BLACK



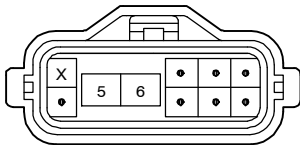
I15



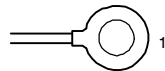
N 2 GRAY



P 1 GRAY



S 4 B



S 5 A BLACK



S23

