

ENGINE


Type	60° V6, aluminum block and heads, certified Low-Emission Vehicle (LEV)
Displacement	3.0 liters (183 cubic inches)
Valvetrain	Four cam, four valves per cylinder, with continuously Variable Valve Timing with intelligence (VVT-i)
Compression Ratio	10.5:1
Horsepower at RPM	220 hp @ 5,800
Torque at RPM	222 lb-ft @ 4,400

DRIVETRAIN

Type	Front-wheel drive (FWD) or full-time all-wheel drive (AWD) with viscous coupling center differential.
Transmission	Four-speed automatic Electronically Controlled Transmission (ECT). Dual shift programs, engine/transmission networking, flex-lockup torque converter, Slope Compensation Control.
Final Drive Ratio	3.08:1 (FWD) / 3.29:1 (AWD)

BODY, DIMENSIONS

Type	Five-passenger luxury sport-utility
Construction	Welded-steel unibody
Overall Length	180.1 in
Width	71.5 in
Height	65.7 in (unloaded)
Wheelbase	103.1 in
Ground Clearance	7.7 in
Approach Angle	28 degrees
Departure Angle	23 degrees
Cargo Capacity (max)	39.8 cubic feet (rear seats forward) ¹ 75.0 cubic feet (rear seats folded) ¹
Curb Weight	3,715 lb (FWD) 3,924 lb (AWD)
Vehicle Capacity Weight	840 lb ¹
Gross Vehicle Weight Rating	4,950 lb ¹
Tow Rating (max)	3,500 lb ²
Fuel-tank Capacity	19.8 gallons
Headroom	39.5/39.2 in (front/rear) 38.1/38.6 in (front/rear) with available moonroof
Legroom	40.7/36.4 in (front/rear)
Shoulder Room	57.8/57.0 in (front/rear)



CHASSIS

Vehicle Stability Control (VSC)	Integrates Anti-lock Braking System (ABS), Brake Assist and Traction Control (TRAC).
Suspension	<p>Front: Independent, MacPherson struts with coil springs, L-shaped lower arms, gas-pressurized shock absorbers, stabilizer bar.</p> <p>Rear: Independent, MacPherson struts with coil springs, dual links, strut rods, gas-pressurized shock absorbers, stabilizer bar.</p>
Steering	Engine-speed-sensing, progressive power-assisted rack-and-pinion. 2.6 turns, lock to lock.
Brakes	Four-wheel power-assisted discs, with four-sensor, four-channel Anti-lock Braking System (ABS) and Brake Assist. 11.3-in (front), 11.7-in (rear) discs.
Wheels	16 x 6.5-in alloy wheels
Original Equipment Tires	All-Season Goodyear Integrity P225/70SR16 - 101S (Code: 402-469-477-OD) or All-Season Bridgestone Dueler HT687 P225/70SR16 - 101S (Code: 064-378). Full-size spare with alloy wheel.

PERFORMANCE

0-60 MPH Acceleration	8.5 seconds (FWD) ³ 8.8 seconds (AWD) ³
1/4-Mile Acceleration	16.4 seconds (FWD) ³ 16.6 seconds (AWD) ³
Top Track Speed	112 mph (electronically limited) ³
Estimated Fuel Consumption (estimated city/highway)	19/23 mpg (FWD) ⁴ 18/22 mpg (AWD) ⁴
Aerodynamic Drag Coefficient	0.36
Turning Circle (curb-to-curb)	41.3 ft.

TOTAL UNITS PRODUCED

Front-wheel drive	33,272
All-wheel drive	<u>52,236</u>
Total	<u>85,508</u>

DISCLAIMERS

- ¹ Cargo and load capacity limited by weight and distribution.
- ² Before towing, confirm your vehicle and trailer are compatible, hooked up properly and you have all necessary additional equipment. Do not exceed any Weight Ratings and review all instructions and cautions from your trailer hitch manufacturer and Lexus vehicle *Owner's Manual*. Note that the maximum amount you can tow depends on the total weight of any cargo, occupants and available equipment in the vehicle.
- ³ Performance capacity figures are for comparison only and were obtained with prototype vehicles by professional drivers using special safety equipment and procedures. Do not attempt.
- ⁴ Actual mileage will vary with options, driving conditions, driving habits and vehicle's condition. Results reported to EPA indicate that the majority of vehicles with these estimates will achieve between 16 and 22 mpg in the city and between 19 and 27 mpg on the highway (FWD RX), and between 15 and 21 mpg in the city and between 18 and 26 mpg on the highway (AWD RX) (See www.fueleconomy.gov).

PRICING

<u>Code</u>	<u>Description</u>	<u>Manufacturer's Suggested Retail Price (MSRP)⁵</u>
9420	RX 300 FWD Luxury Sport Utility	\$ 34,430
9424	RX 300 AWD Luxury Sport Utility	36,180
Options		
DC	In-Dash 6-CD Auto-Changer	1,080
DH	Tow Hitch Receiver	310
FK	All Season Tires with Chrome Wheels	1,700
HH	Two-Level Heated Front Seats	440
HL	High Intensity Discharge (HID) Headlamps	515
LA	Leather Trim Package	1,280
ND	Navigation System Package, includes Navigation System with Compass, Leather Trim Package, Driver's Seat Memory, Electrochromic Inside and Outside Mirrors, Programmable Garage Door Opener, Interior Air Filter, Power Moonroof, HID Headlamps, In-Dash 6-CD Auto-Changer, and Wood and Leather Trim Steering Wheel	6,870
NI	Nakamichi® Audio System Package, includes Nakamichi Premium Audio with In-Dash 6-CD Auto-Changer, Leather Trim Package, Interior Air Filter, Electrochromic Inside and Outside Mirrors, Programmable Garage Door Opener, Driver's Seat Memory, Power Moonroof, HID Headlamps, and Wood and Leather Trim Steering Wheel	5,420
NK	Lexus/Nakamichi Premium Audio with In-Dash 6-CD Auto-Changer	1,630
NV	Navigation System with Compass	2,000
PK	Premium Package Plus, includes Leather Trim Package, Electrochromic Inside and Outside Mirrors, Interior Air Filter, Programmable Garage Door Opener, Driver's Seat Memory, In-Dash 6-CD Auto-Changer, and Power Moonroof	4,025
PM	Premium Package, includes Leather Trim Package, Driver's Seat Memory, Electrochromic Inside and Outside Mirrors, Programmable Garage Door Opener, and Interior Air Filter	1,945
PZ	Limited Package, includes Leather Trim Package, Driver's Seat Memory, Programmable Garage Door Opener, and Interior Air Filter	1,695
RF	Color Keyed Rear Spoiler	280
SE	Silver Sport Special Edition, includes Euro-Tuned Sports Suspension, Aluminum-like Instrument Panel Trim, Special Grille, Special Floor Mats, Special Badge, Silver Cross Bars, Perforated Leather Trim Package, Electrochromic Inside and Outside Mirrors, Interior Air Filter, Programmable Garage Door Opener, Driver's Seat Memory, In-Dash 6-CD Auto-Changer, and Power Moonroof	2,805
SR	Power Moonroof	1,000
TO	RX 300 FWD: Transmission Cooler, Heavy Duty Alternator and Radiator (Standard on AWD Model)	160
WU	Wood and Leather Trim Steering Wheel	330

⁵The vehicle MSRP at launch included Delivery, Processing, and Handling fee. The Delivery, Processing, and Handling Fee was based on the value of the processing, handling and delivery services provided by Lexus and Lexus' overall pricing strategy. Federal, state, and local taxes, and advertising fees, if any, were additional. Prices included pre-delivery services. Suggested prices: These guidelines were provided by Lexus. The dealer was free to establish its own selling price, margin, or profit level.


EXTERIOR COLORS



SUNSET MIST PEARL
3P4




BURNISHED GOLD METALLIC
4P2



BLUE VAPOR METALLIC
8P6



INDIGO INK PEARL
8P4



MILLENNIUM SILVER METALLIC
1C0



WOODLAND PEARL
6R1



MINERAL GREEN OPALESCENT
6R6



BLACK ONYX
202



WHITE GOLD CRYSTAL
065