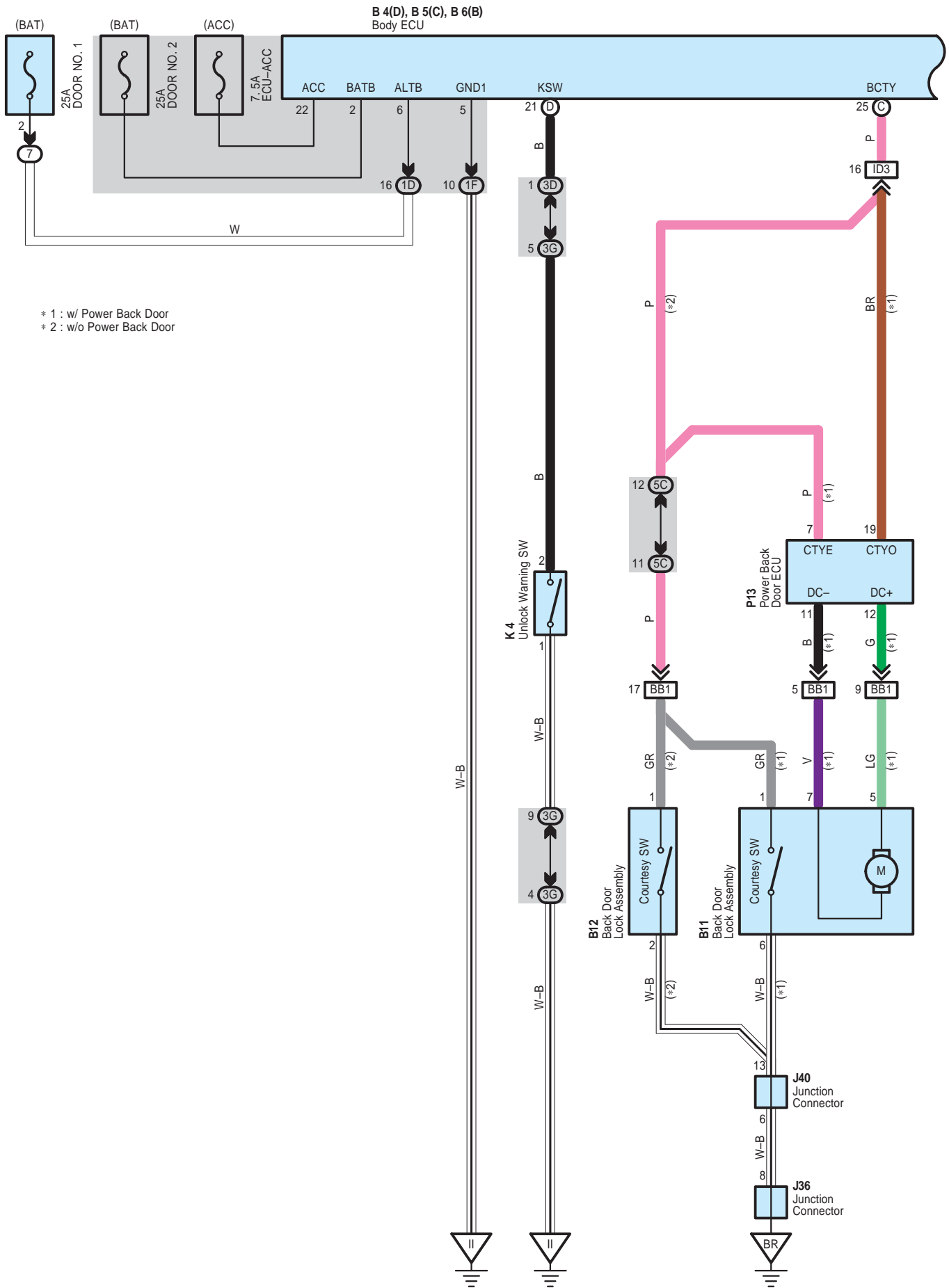
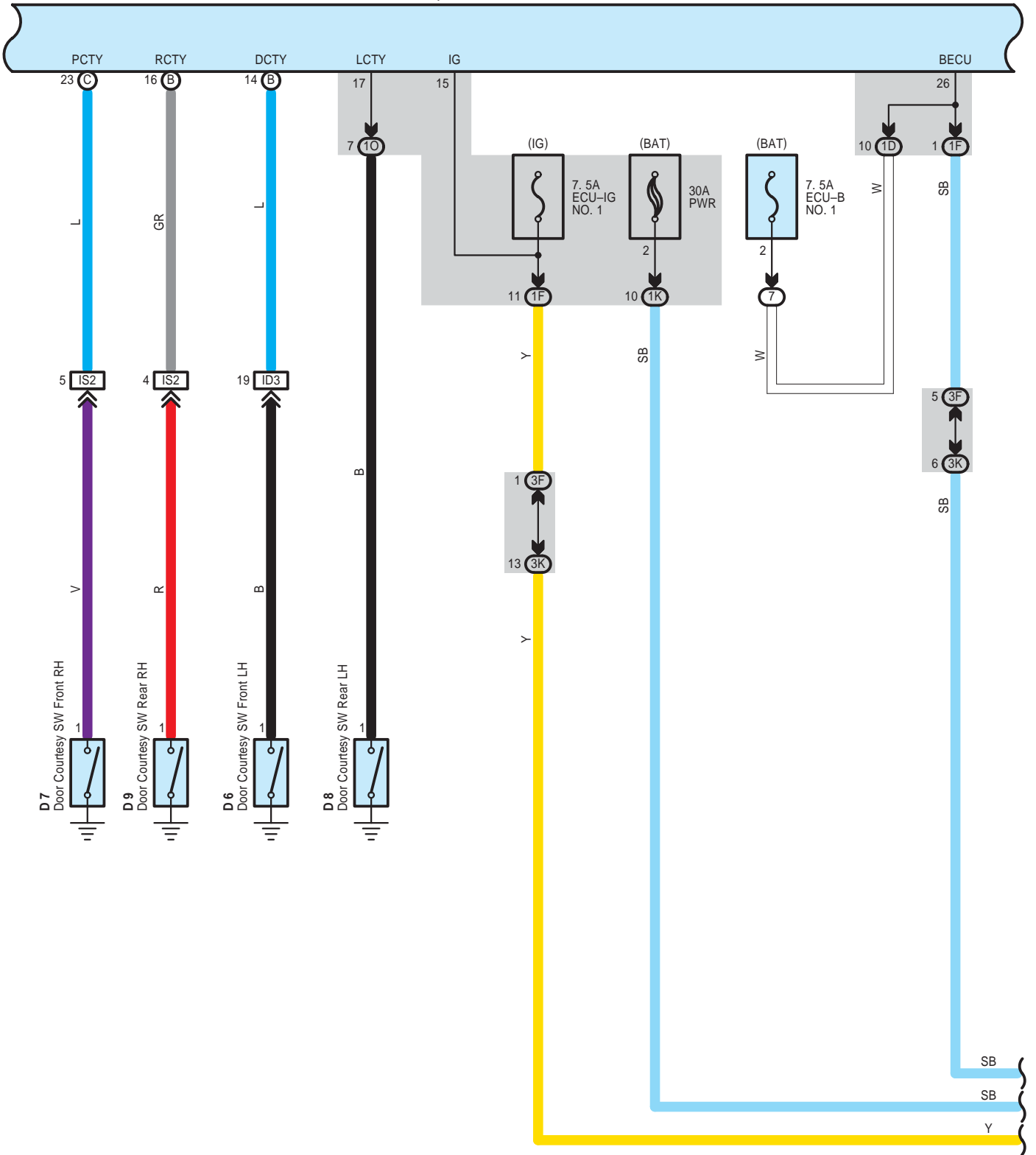


# Door Lock Control

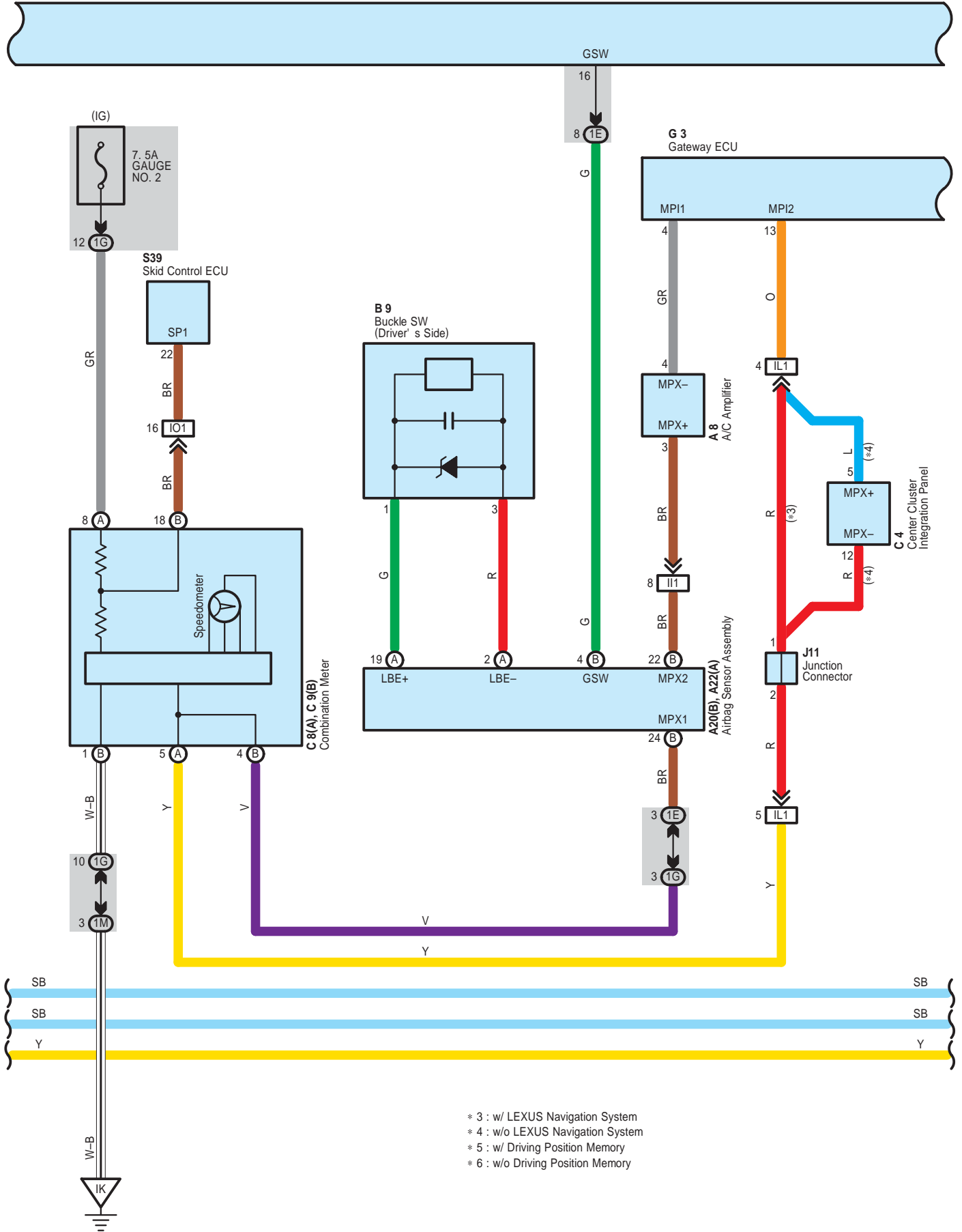


B 4(D), B 5(C), B 6(B)  
Body ECU

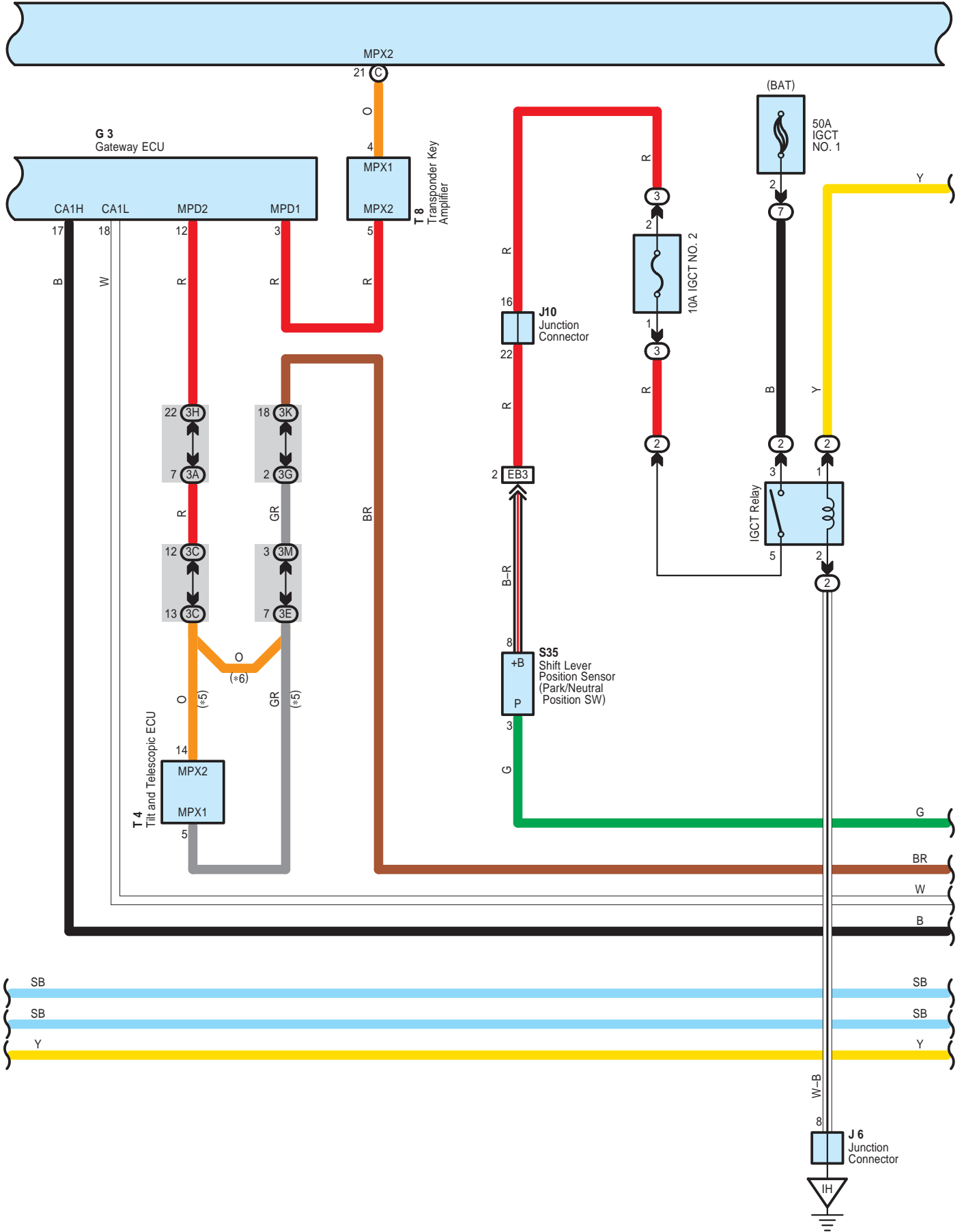


# Door Lock Control

B 4(D), B 5(C), B 6(B)  
Body ECU

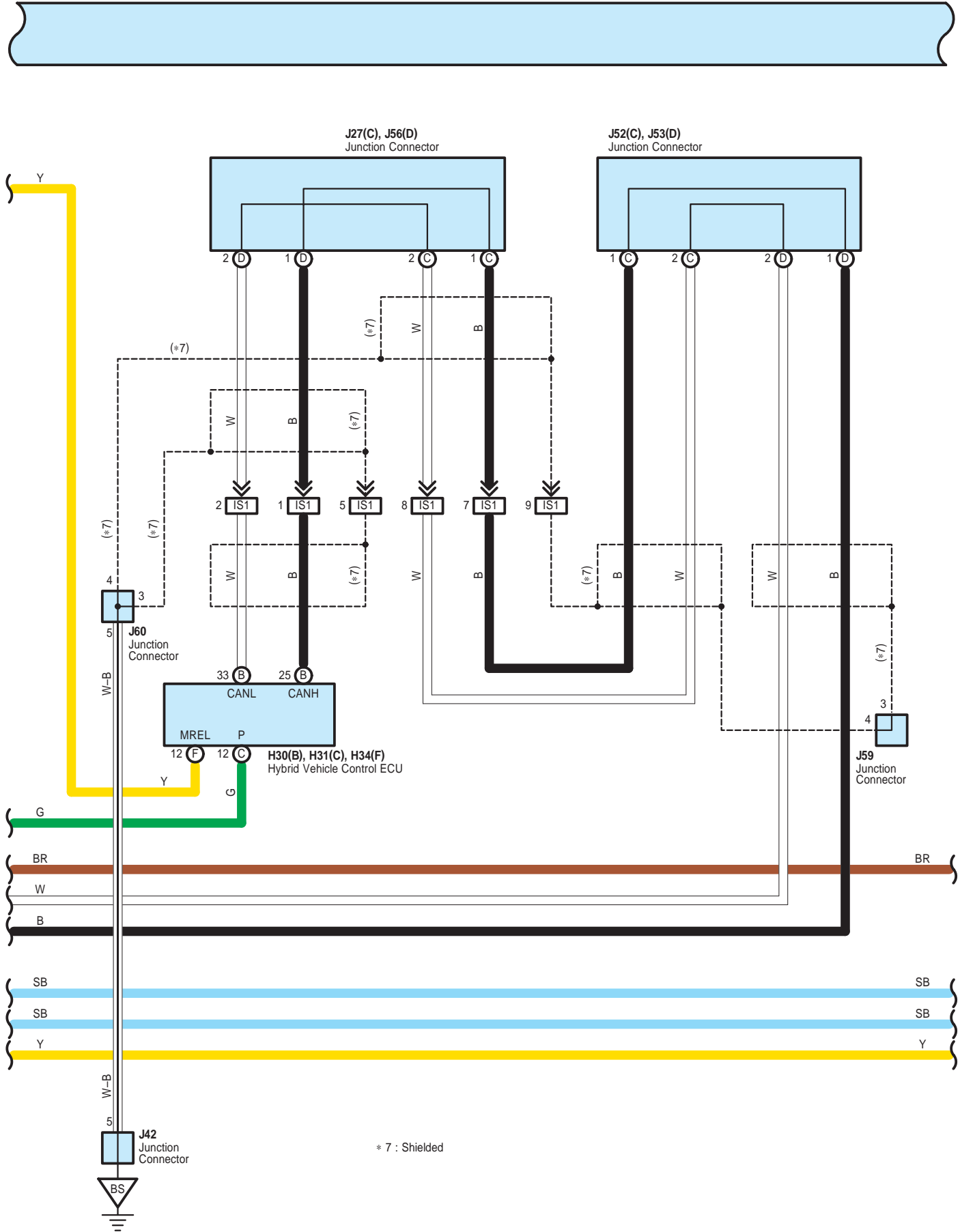


B 4(D), B 5(C), B 6(B)  
Body ECU

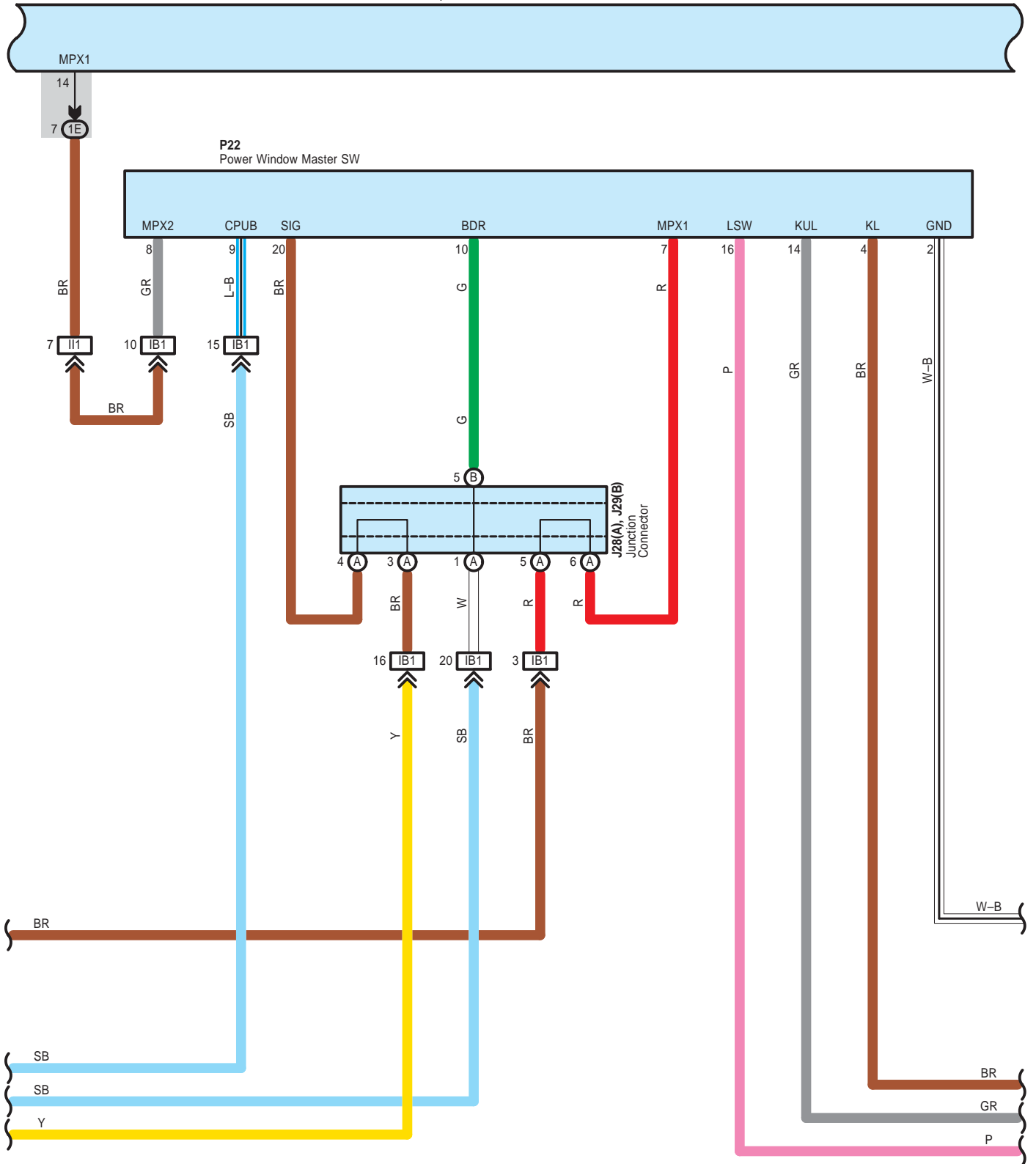


# Door Lock Control

B 4(D), B 5(C), B 6(B)  
Body ECU

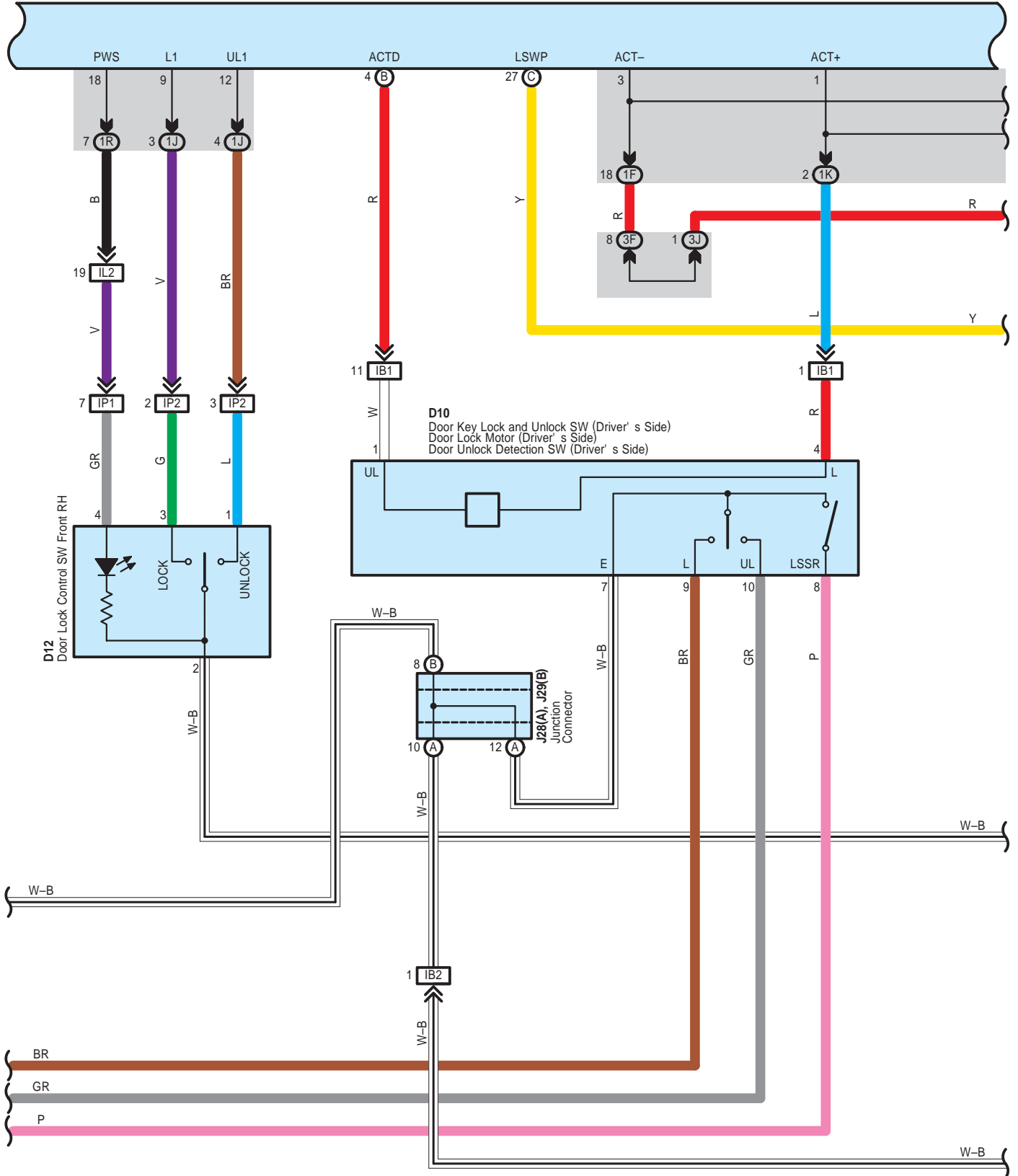


B 4(D), B 5(C), B 6(B)  
Body ECU

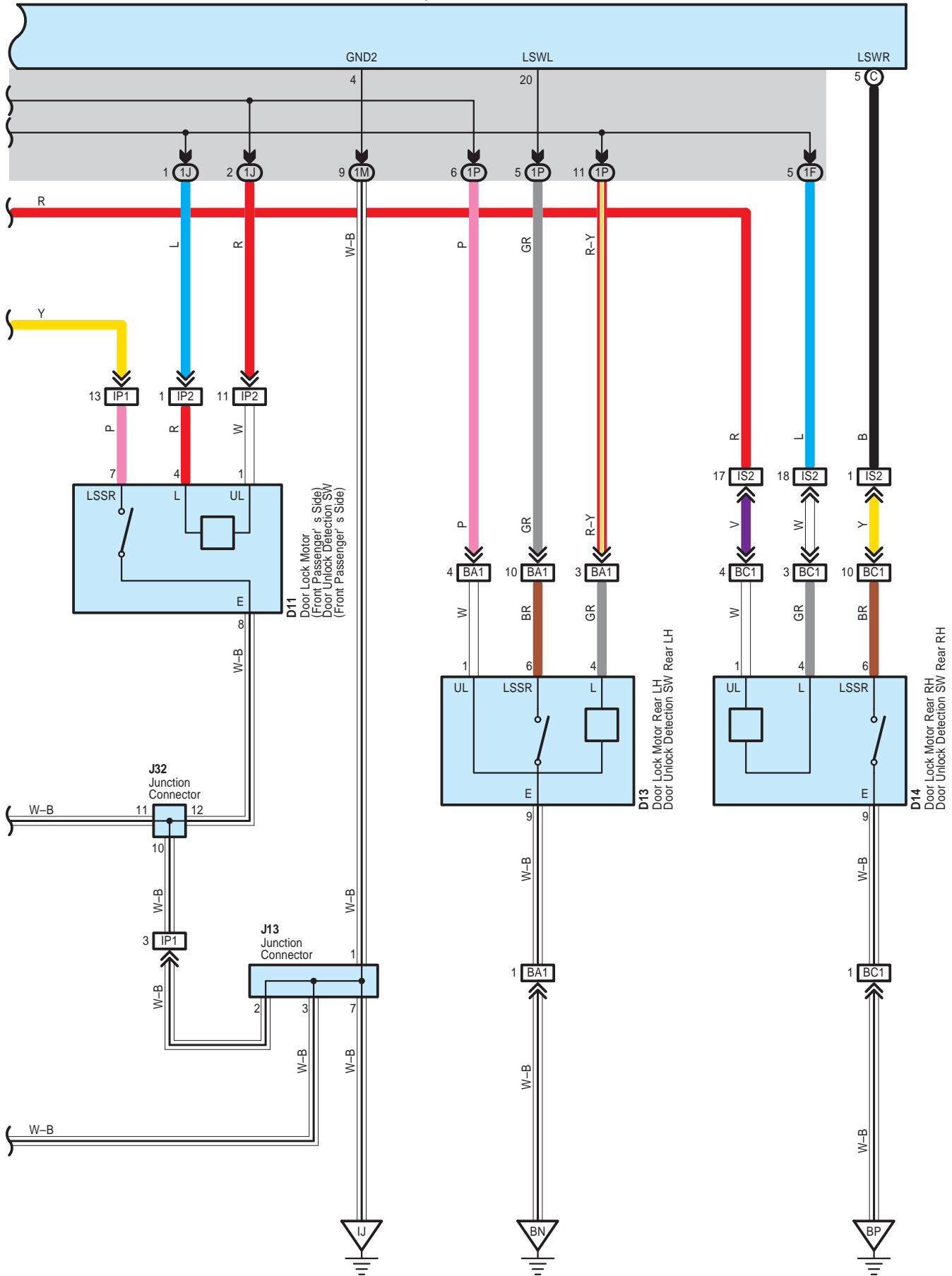


# Door Lock Control

B 4(D), B 5(C), B 6(B)  
Body ECU



B 4(D), B 5(C), B 6(B)  
Body ECU





# Door Lock Control

## ○ : Parts Location

Code	See Page	Code	See Page	Code	See Page
A8	52	D10	56	J32	57
A20	B 52	D11	56	J36	57
A22	A 52	D12	56	J40	57
B4	D 52	D13	56	J42	57
B5	C 52	D14	56	J52	C 54
B6	B 52	G3	53	J53	D 54
B9	52	H30	B 53	J56	D 54
B11	56	H31	C 53	J59	54
B12	56	H34	F 53	J60	54
C4	53	J6	54	K4	54
C8	A 53	J10	54	P13	58
C9	B 53	J11	54	P22	58
D6	56	J13	54	S35	51
D7	56	J27	C 54	S39	55
D8	56	J28	A 57	T4	55
D9	56	J29	B 57	T8	55

## ○ : Relay Blocks

Code	See Page	Relay Blocks (Relay Block Location)
2	25	Engine Room R/B (Engine Compartment Left)
3	26	R/B No.3 (Engine Compartment Left)
7	24	Fusible Link Block (Engine Compartment Left)

## ○ : Junction Block and Wire Harness Connector

Code	See Page	Junction Block and Wire Harness (Connector Location)
1D	28	Engine Room Main Wire and Instrument Panel J/B (Lower Finish Panel)
1E	28	Instrument Panel Wire and Instrument Panel J/B (Lower Finish Panel)
1F		
1G	29	
1J	28	
1K		
1M		
1O	28	Floor No.2 Wire and Instrument Panel J/B (Lower Finish Panel)
1P		
1R	28	Instrument Panel No.2 Wire and Instrument Panel J/B (Lower Finish Panel)
3A	36	Instrument Panel Wire and J/B No.3 (Behind the Combination Meter)
3C		
3D		
3E		
3F		
3G		
3H		
3J		
3K		
3M		
5C	44	Floor No.2 Wire and Rear J/B (Left Rear Quarter Panel)

 : Connector Joining Wire Harness and Wire Harness

Code	See Page	Joining Wire Harness and Wire Harness (Connector Location)
EB3	62	Engine Wire and Engine Room Main Wire (Near the Headlight LH)
IB1	64	Front Door LH Wire and Instrument Panel Wire (Left Kick Panel)
IB2		
ID3	64	Instrument Panel Wire and Floor No.2 Wire (Left Kick Panel)
II1	65	Instrument Panel Wire and Instrument Panel Wire (Instrument Panel Brace RH)
IL1	66	Instrument Panel Wire and Instrument Panel No.2 Wire (Above the Glove Box)
IL2		
IO1	66	Engine Room Main Wire and Instrument Panel Wire (Right Kick Panel)
IP1	66	Front Door RH Wire and Instrument Panel Wire (Right Kick Panel)
IP2		
IS1	67	Instrument Panel Wire and Floor Wire (Right Kick Panel)
IS2		
BA1	68	Rear Door No.2 Wire and Floor No.2 Wire (Under the Left Center Pillar)
BB1	68	Back Door No.1 Wire and Floor No.2 Wire (Left Rear Side of the Roof)
BC1	68	Rear Door No.1 Wire and Floor Wire (Under the Right Center Pillar)

 : Ground Points

Code	See Page	Ground Points Location
IH	64	Cowl Side Panel LH
II	64	Left Kick Panel
IJ	64	Left Side of the Instrument Panel
IK	64	Behind the Combination Meter
BN	68	Under the Left Center Pillar
BP	68	Under the Right Center Pillar
BR	68	Left Side of the Back Door
BS	68	Right Rear Quarter Panel