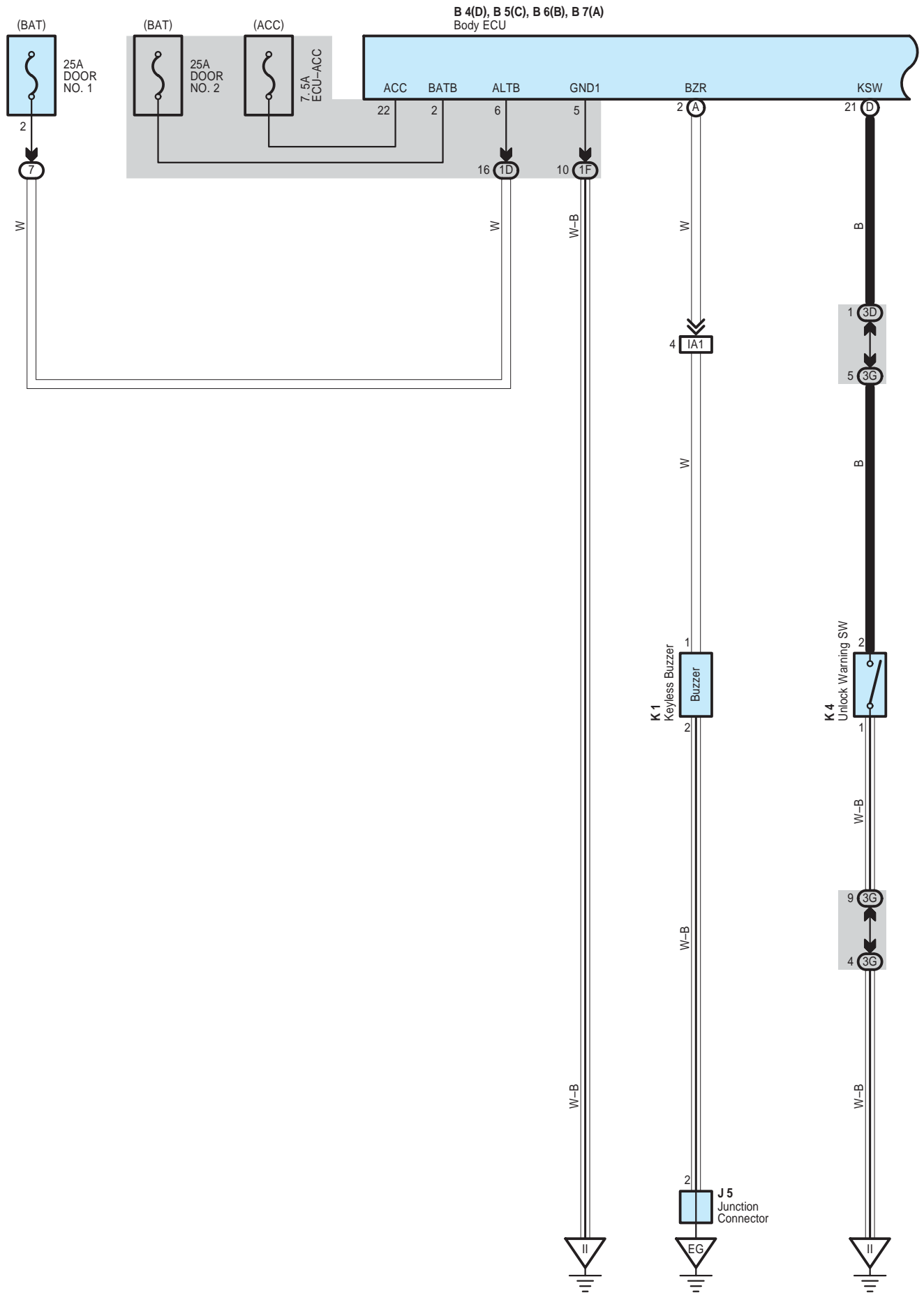
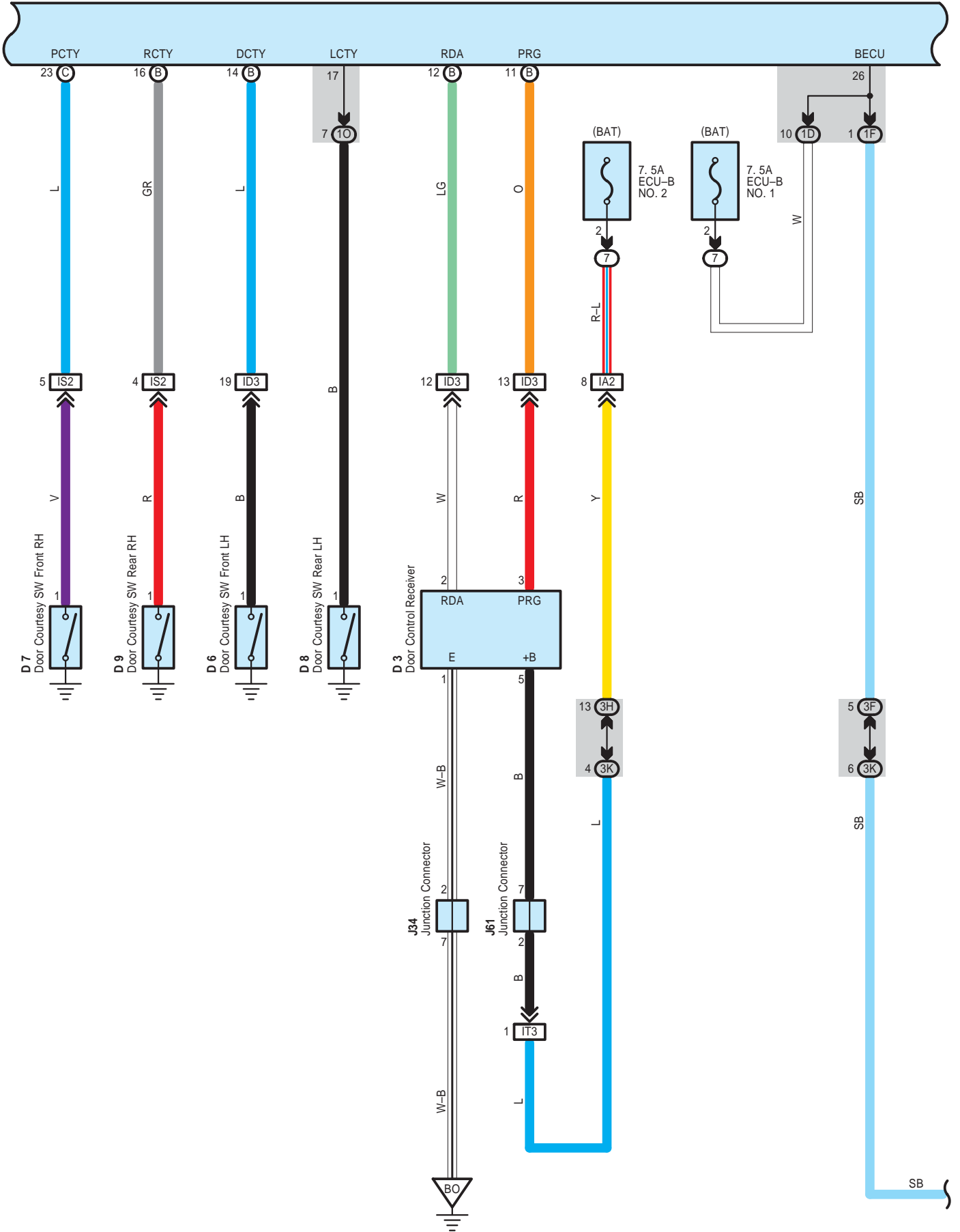


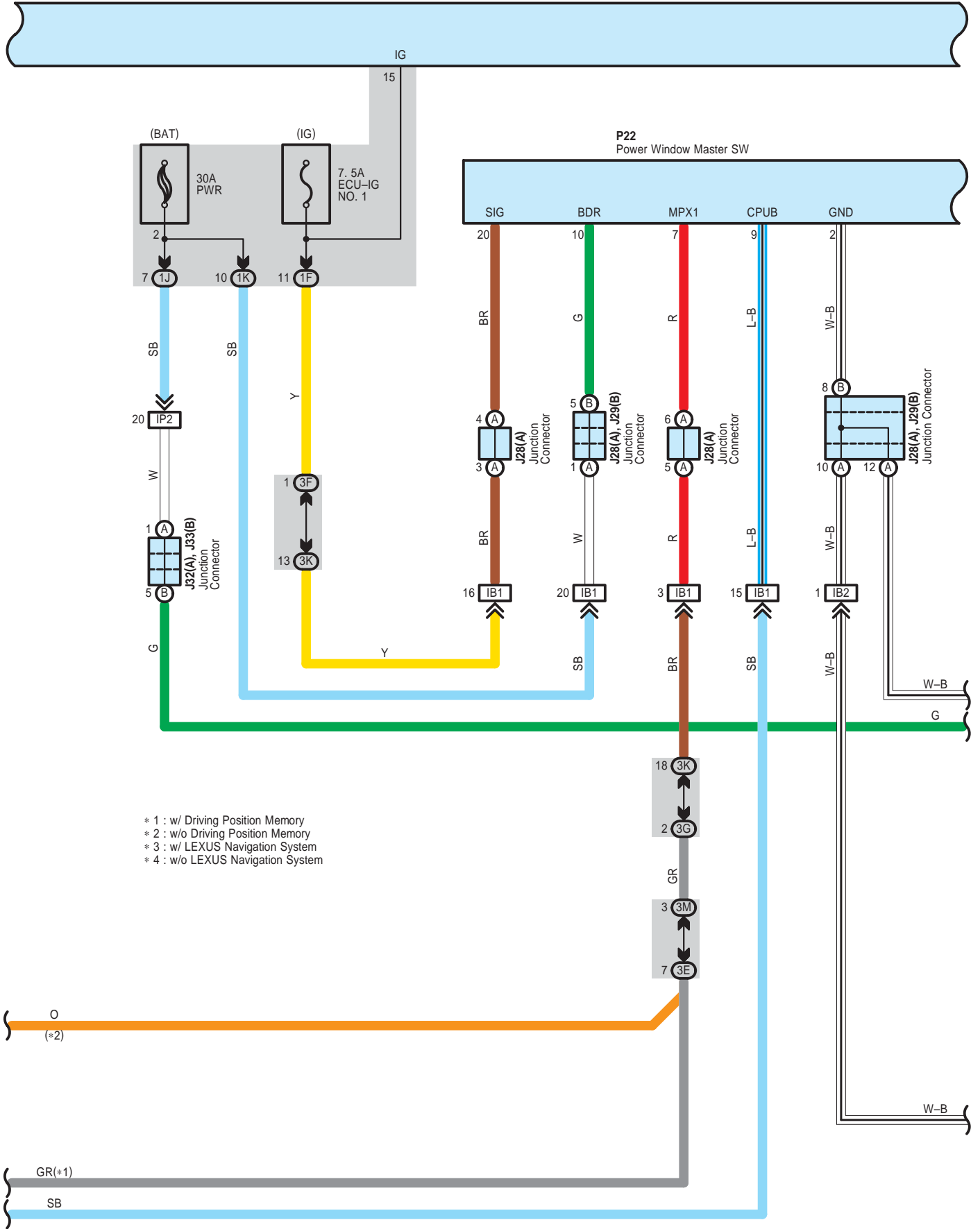
Power Window



B 4(D), B 5(C), B 6(B), B 7(A)
Body ECU

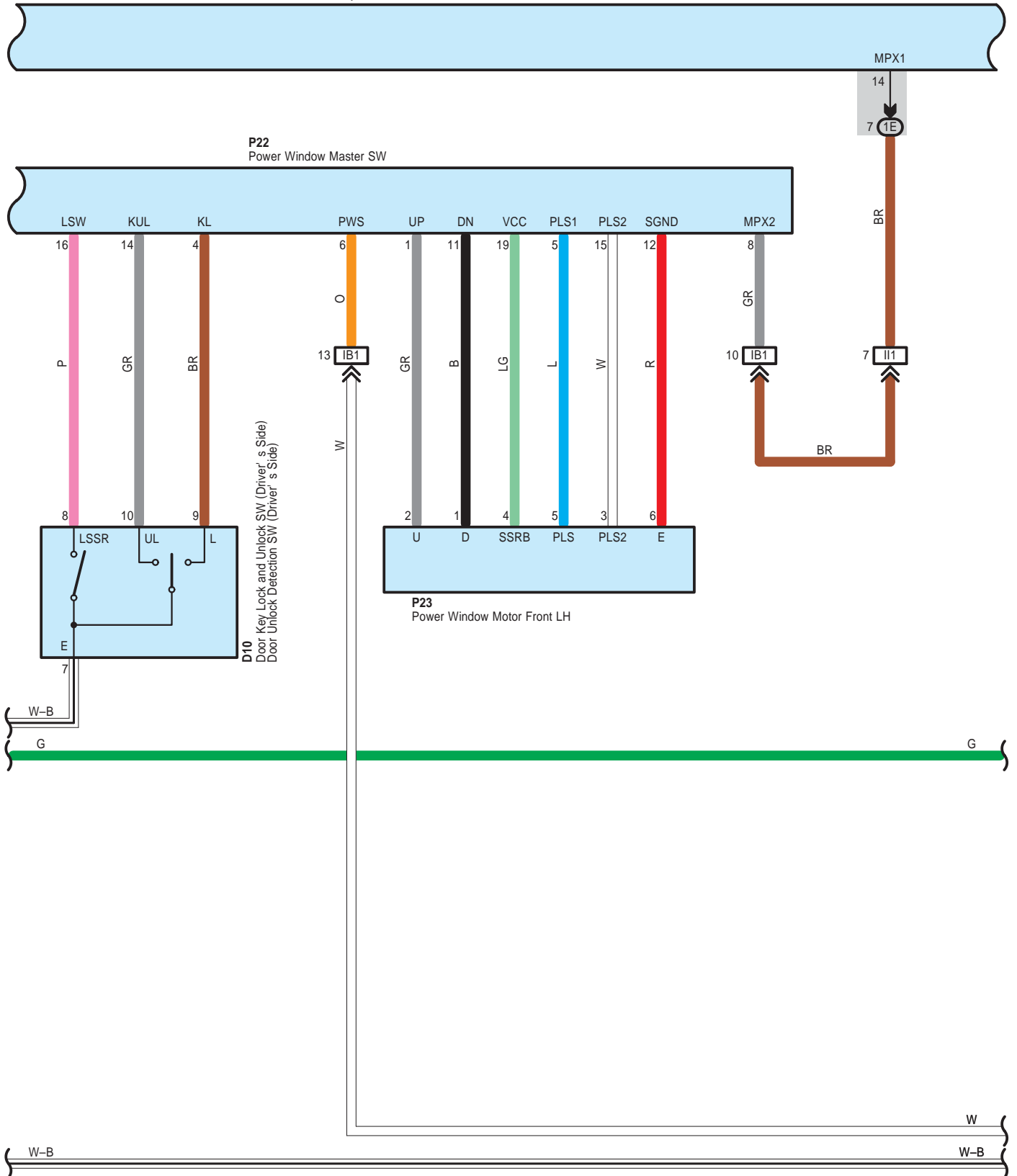


B 4(D), B 5(C), B 6(B), B 7(A)
Body ECU

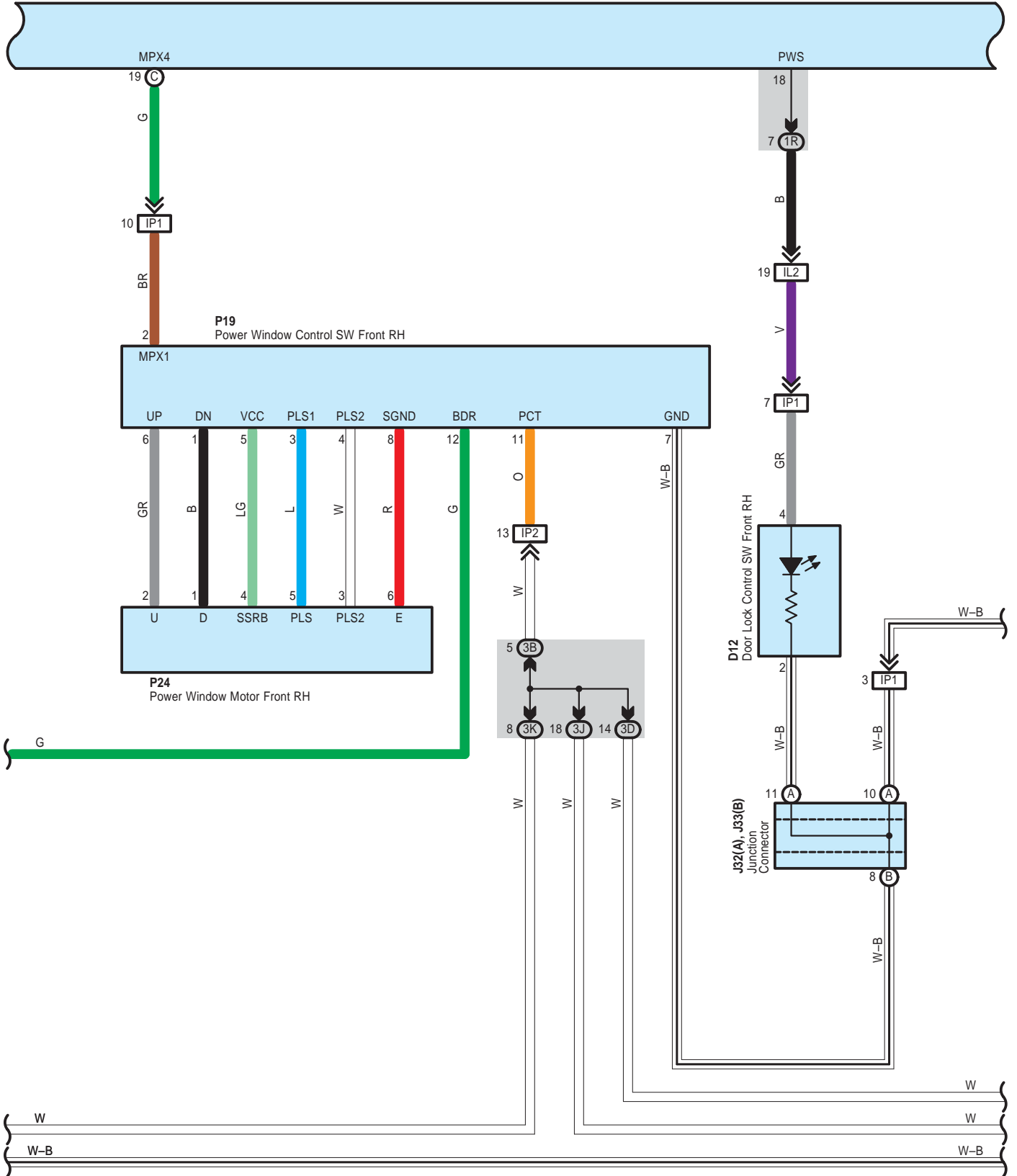


Power Window

B 4(D), B 5(C), B 6(B), B 7(A)
Body ECU

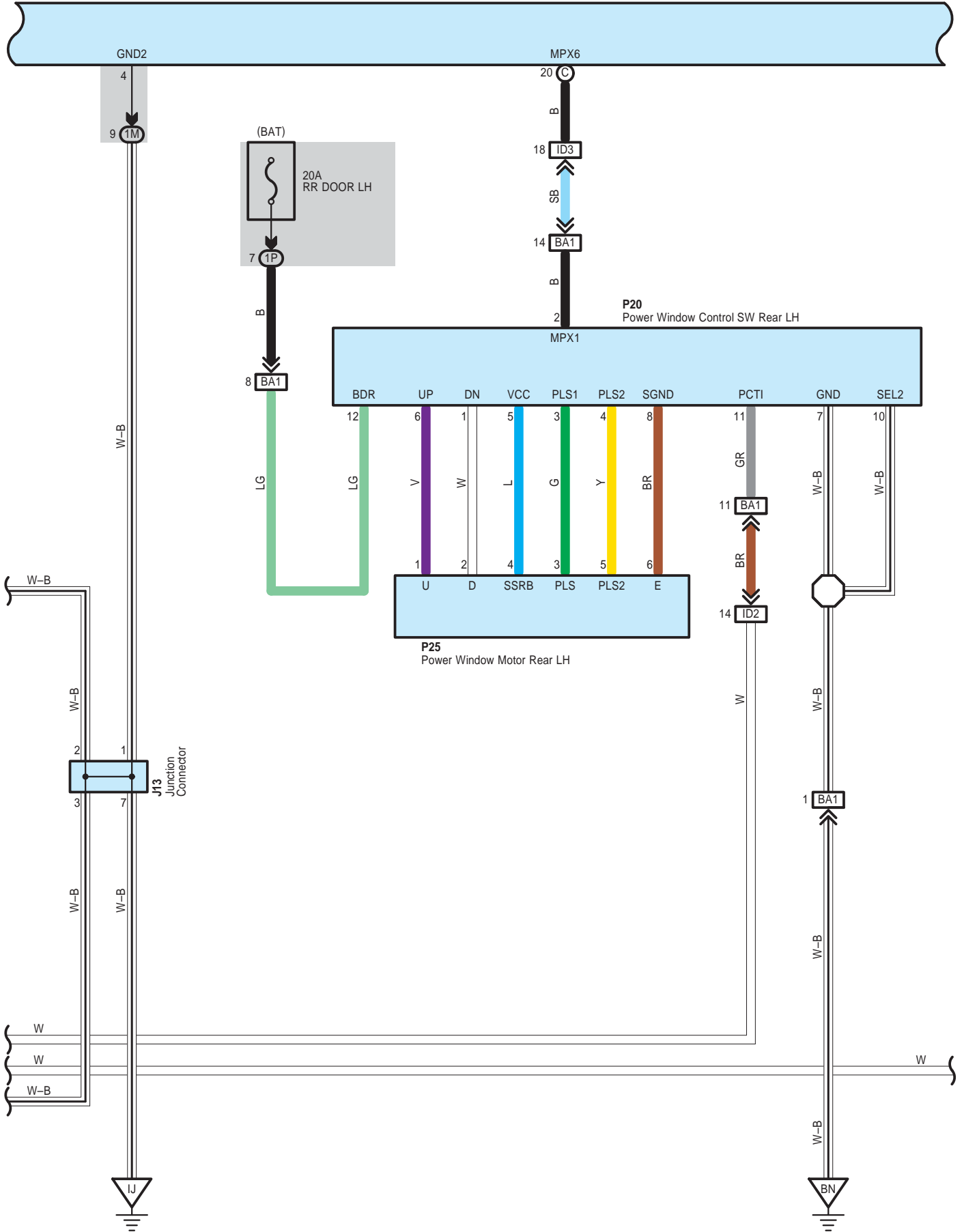


B 4(D), B 5(C), B 6(B), B 7(A)
Body ECU

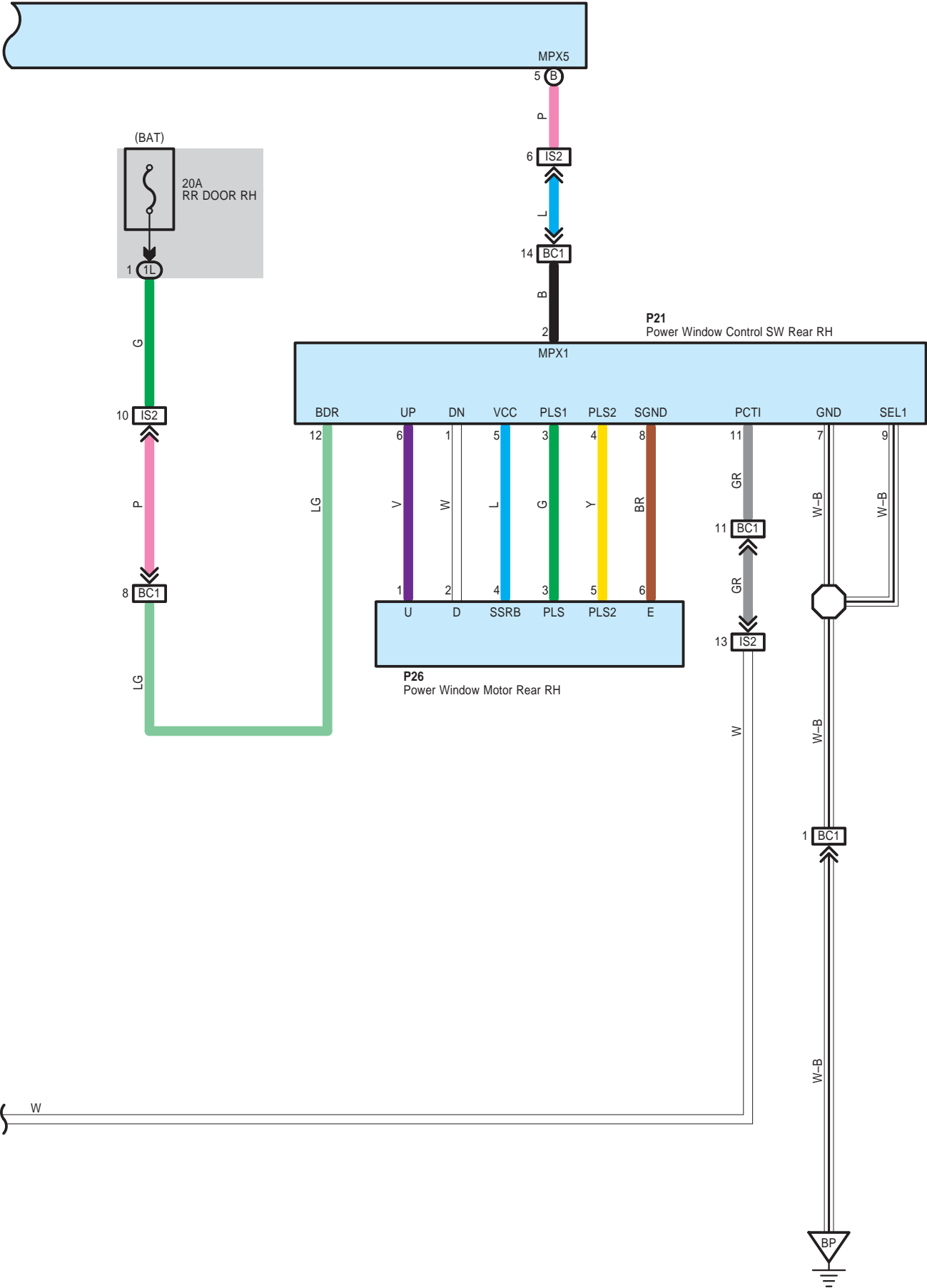


Power Window

B 4(D), B 5(C), B 6(B), B 7(A)
Body ECU



B 4(D), B 5(C), B 6(B), B 7(A)
Body ECU



Power Window

○ : Parts Location

Code	See Page	Code	See Page	Code	See Page
A8	52	D9	56	K1	51
A20	52	D10	56	K4	54
B4	D 52	D12	56	P19	58
B5	C 52	G3	53	P20	58
B6	B 52	J5	51	P21	58
B7	A 52	J11	54	P22	58
C4	53	J13	54	P23	58
C8	A 53	J28	A 57	P24	58
C9	B 53	J29	B 57	P25	58
D3	56	J32	A 57	P26	58
D6	56	J33	B 57	S39	55
D7	56	J34	57	T4	55
D8	56	J61	57	T9	55

○ : Relay Blocks

Code	See Page	Relay Blocks (Relay Block Location)
7	24	Fusible Link Block (Engine Compartment Left)

○ : Junction Block and Wire Harness Connector

Code	See Page	Junction Block and Wire Harness (Connector Location)
1D	28	Engine Room Main Wire and Instrument Panel J/B (Lower Finish Panel)
1E	28	Instrument Panel Wire and Instrument Panel J/B (Lower Finish Panel)
1F		
1G		
1J	28	
1K		
1L		
1M		
1O	28	Floor No.2 Wire and Instrument Panel J/B (Lower Finish Panel)
1P		
1R	28	Instrument Panel No.2 Wire and Instrument Panel J/B (Lower Finish Panel)
3A	36	Instrument Panel Wire and J/B No.3 (Behind the Combination Meter)
3B		
3C		
3D		
3E		
3F		
3G		
3H		
3J		
3K		
3M		

 : Connector Joining Wire Harness and Wire Harness

Code	See Page	Joining Wire Harness and Wire Harness (Connector Location)
IA1	64	Engine Room Main Wire and Instrument Panel Wire (Left Kick Panel)
IA2		
IB1	64	Front Door LH Wire and Instrument Panel Wire (Left Kick Panel)
IB2		
ID2	64	Instrument Panel Wire and Floor No.2 Wire (Left Kick Panel)
ID3		
II1	65	Instrument Panel Wire and Instrument Panel Wire (Instrument Panel Brace RH)
IL1	66	Instrument Panel Wire and Instrument Panel No.2 Wire (Above the Glove Box)
IL2		
IO1	66	Engine Room Main Wire and Instrument Panel Wire (Right Kick Panel)
IP1	66	Front Door RH Wire and Instrument Panel Wire (Right Kick Panel)
IP2		
IS2	67	Instrument Panel Wire and Floor Wire (Right Kick Panel)
IT3	67	Instrument Panel Wire and Floor No.2 Wire (Instrument Panel Brace LH)
BA1	68	Rear Door No.2 Wire and Floor No.2 Wire (Under the Left Center Pillar)
BC1	68	Rear Door No.1 Wire and Floor Wire (Under the Right Center Pillar)

 : Ground Points

Code	See Page	Ground Points Location
EG	62	Near the Headlight LH
II	64	Left Kick Panel
IJ	64	Left Side of the Instrument Panel
BN	68	Under the Left Center Pillar
BO	68	Left Rear Quarter Panel
BP	68	Under the Right Center Pillar