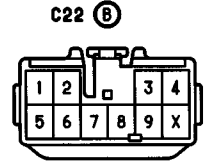
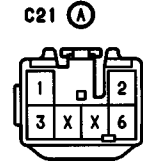
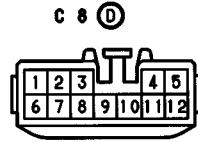
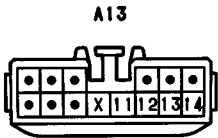


# RADIO AND PLAYER (w/ CD PLAYER)



F11, F12, W 7



L 7 GRAY




R 1 (B)



R 2 (C) BLUE



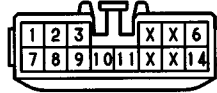
R 3 (A)



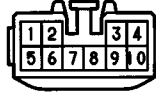
R11, R12



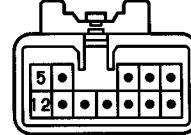
S14 (A)



S15 (B)



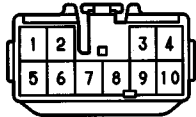
T15 (A)



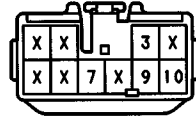
T16 (B)



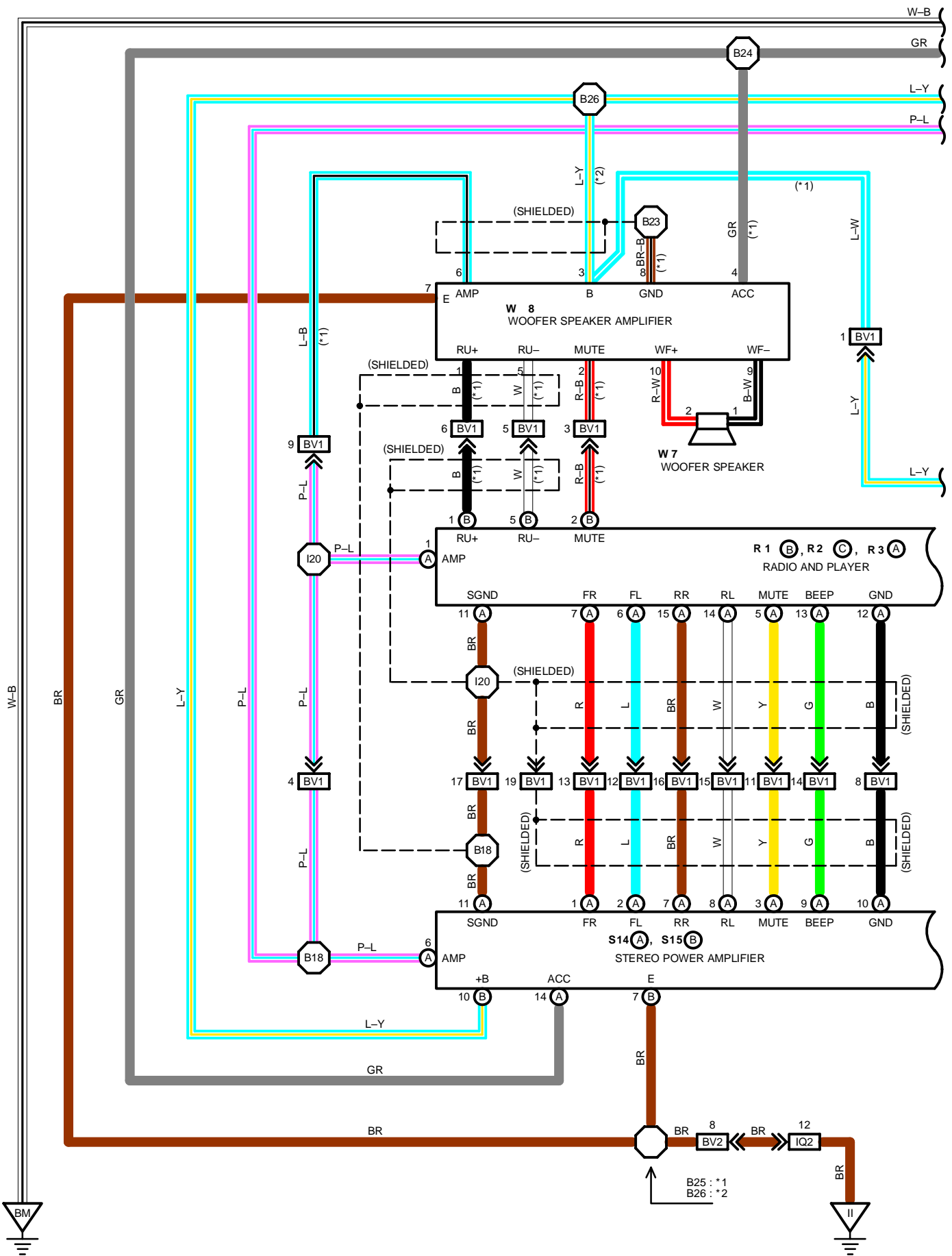
(PIONEER) W 8

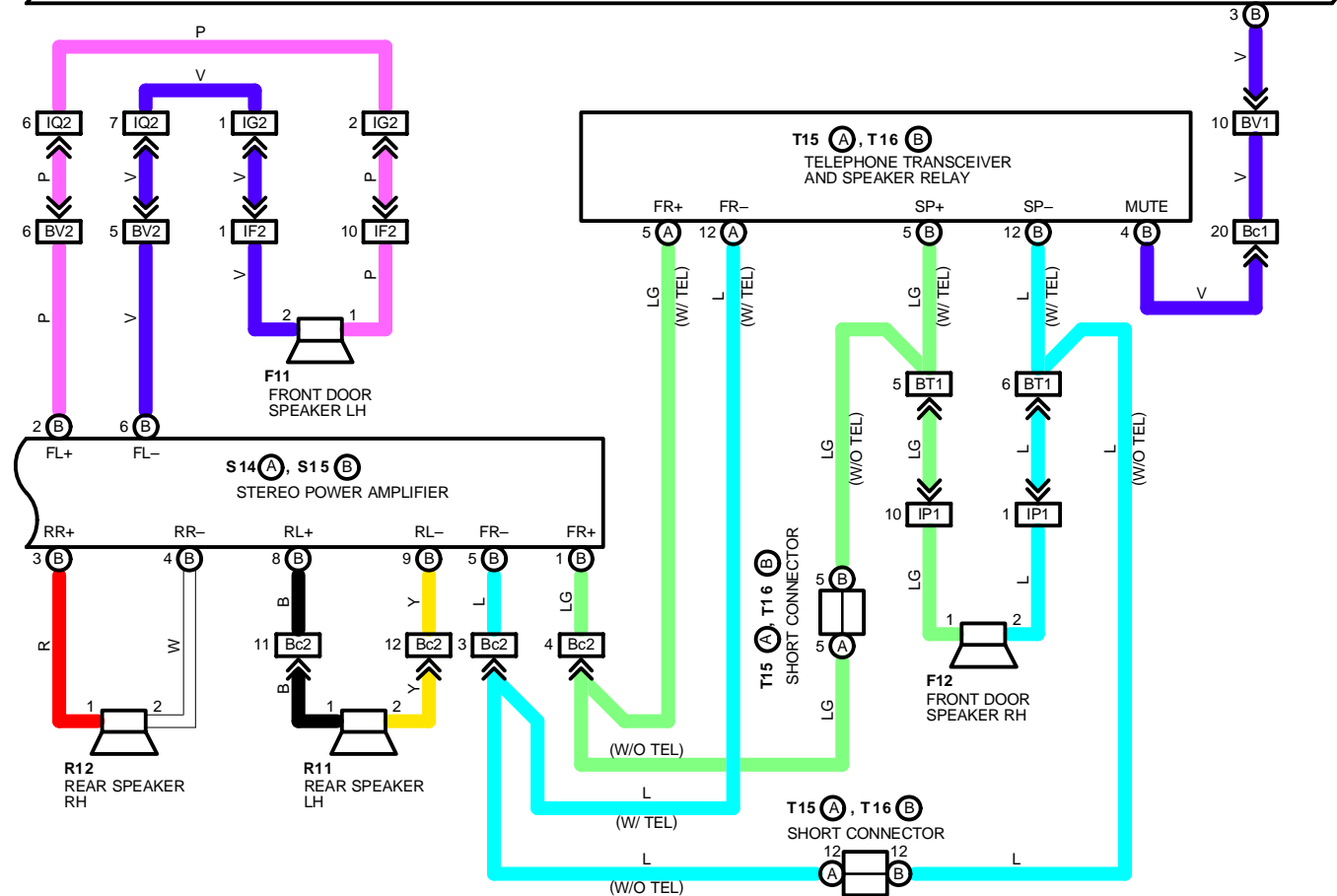
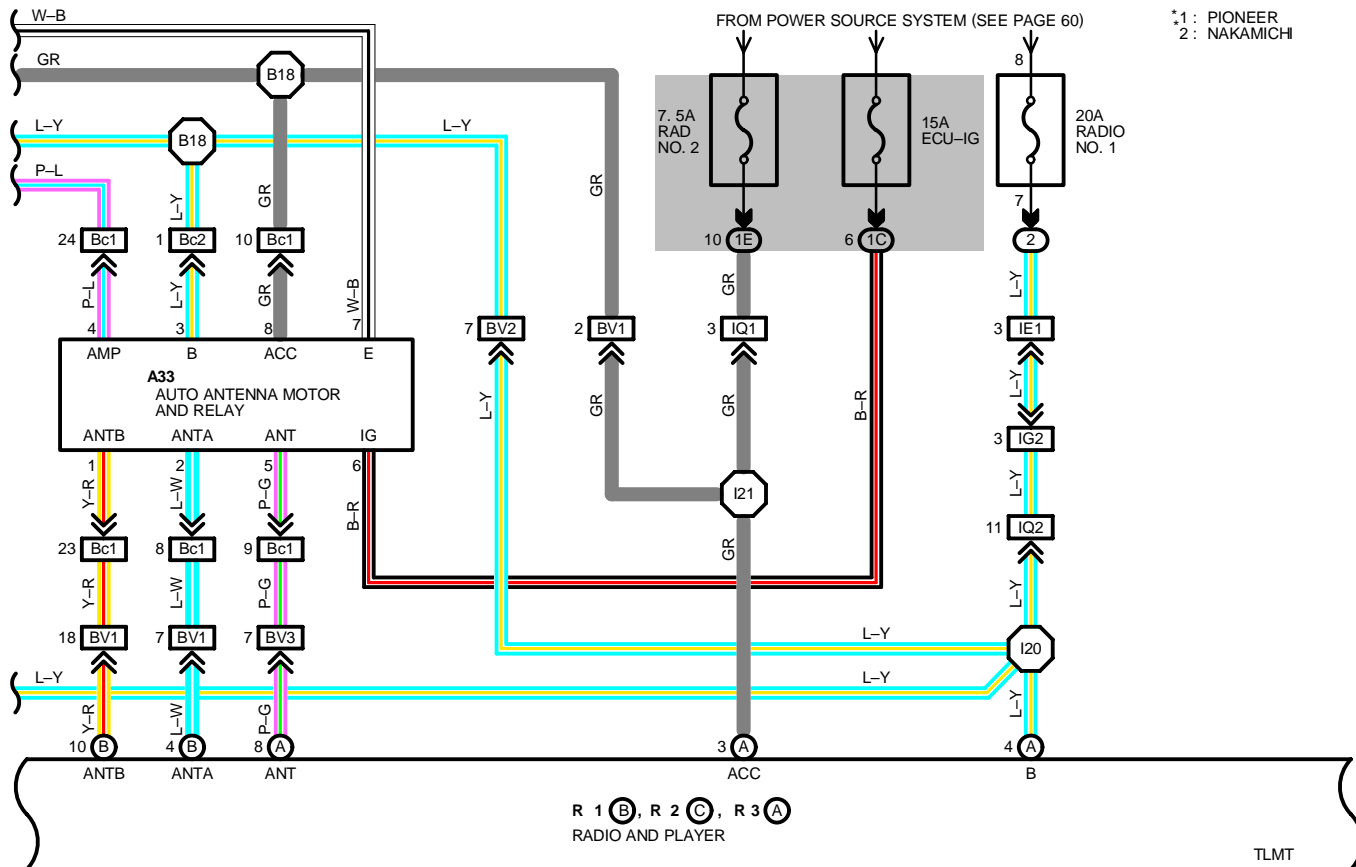


(NAKAMICHI) W 8

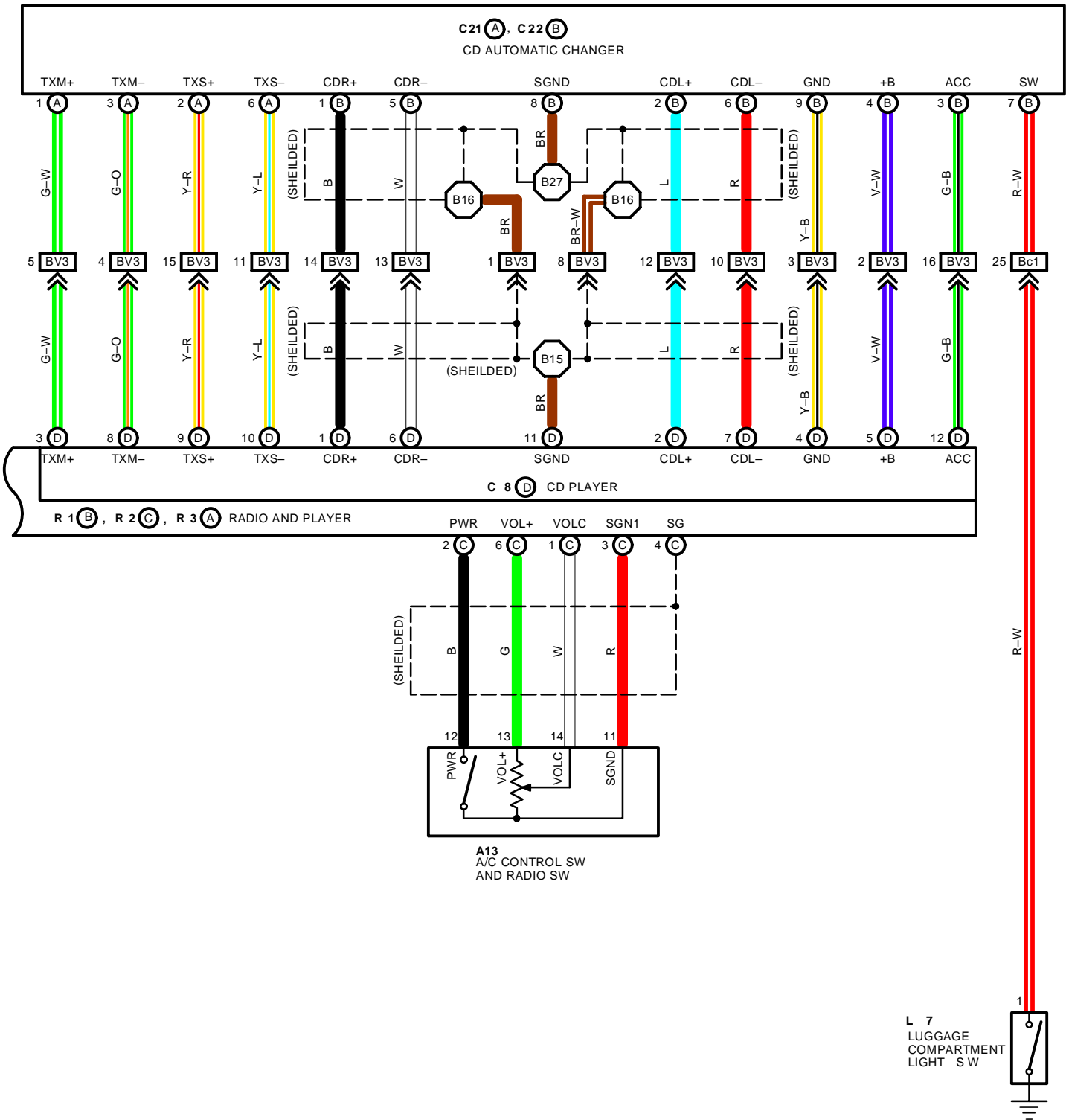


# RADIO AND PLAYER (w/ CD PLAYER)





# RADIO AND PLAYER (w/ CD PLAYER)



## SERVICE HINTS

### R 3 (A) RADIO AND PLAYER

(A) 3-GROUND : APPROX. 12 VOLTS WITH IGNITION SW AT **ACC** OR **ON** POSITION

(A) 4-GROUND : ALWAYS APPROX. 12 VOLTS

### S15 (B) STEREO POWER AMPLIFIER

(B) 7-GROUND : ALWAYS CONTINUITY

## ○ : PARTS LOCATION

CODE	SEE PAGE	CODE	SEE PAGE	CODE	SEE PAGE
A13	30	L 7	32	S15	B 33
A33	32	R 1	B 31	T15	A 33
C 8	D 30	R 2	C 31	T16	B 33
C21	A 30	R 3	A 31	W 7	33
C22	B 30	R11	33	W 8	33
F11	32	R12	33		
F12	32	S14	A 33		

## ○ : RELAY BLOCKS

CODE	SEE PAGE	RELAY BLOCKS (RELAY BLOCK LOCATION)
2	19	R/B NO. 2

## ○ : JUNCTION BLOCK AND WIRE HARNESS CONNECTOR

CODE	SEE PAGE	JUNCTION BLOCK AND WIRE HARNESS (CONNECTOR LOCATION)
1C	20	FLOOR MAIN WIRE AND J/B NO. 1 (LEFT KICK PANEL)
1E	20	INSTRUMENT PANEL WIRE AND J/B NO. 1 (LEFT KICK PANEL)

## □ : CONNECTOR JOINING WIRE HARNESS AND WIRE HARNESS

CODE	SEE PAGE	JOINING WIRE HARNESS AND WIRE HARNESS (CONNECTOR LOCATION)
IE1	40	ENGINE ROOM MAIN WIRE AND COWL WIRE (R/B NO. 4)
IF2	40	FRONT DOOR LH WIRE AND COWL WIRE (LEFT KICK PANEL)
IG2	40	INSTRUMENT PANEL WIRE AND COWL WIRE (R/B NO. 5)
IP1	42	FRONT DOOR RH WIRE AND COWL WIRE (RIGHT KICK PANEL)
IQ1	42	INSTRUMENT PANEL WIRE AND CONSOLE BOX WIRE (UNDER THE INSTRUMENT CENTER)
IQ2		
BT1	44	FLOOR MAIN WIRE AND COWL WIRE (LEFT KICK PANEL)
BV1	44	FLOOR NO. 3 WIRE AND CONSOLE BOX WIRE (UNDER THE INSTRUMENT PANEL CENTER)
BV2	44	FLOOR NO. 3 WIRE AND CONSOLE BOX WIRE (UNDER THE INSTRUMENT PANEL CENTER)
BV3		
Bc1	44	FLOOR NO. 3 WIRE AND FLOOR MAIN WIRE (UNDER THE SIDE OF REAR SEAT CUSHION)
Bc2		

## ▽ : GROUND POINTS

CODE	SEE PAGE	GROUND POINTS LOCATION
I1	40	UNDER THE ASHTRY RH
BM	44	BACK PANEL CENTER

## ○ : SPLICE POINTS

CODE	SEE PAGE	WIRE HARNESS WITH SPLICE POINTS	CODE	SEE PAGE	WIRE HARNESS WITH SPLICE POINTS
I20	42	CONSOLE BOX WIRE	B23	44	FLOOR NO. 3 WIRE
I21			B24		
B15	44	FLOOR MAIN WIRE	B25		
B16	44	FLOOR NO. 3 WIRE	B26		
B18			B27		