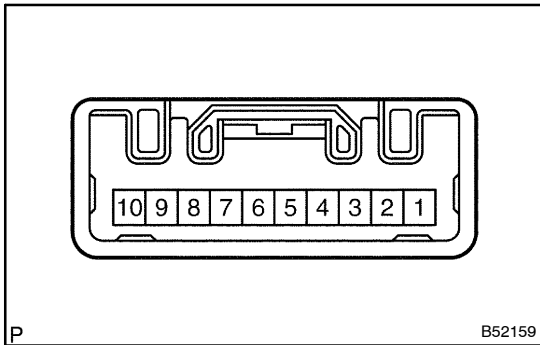


# INSPECTION



P B52159

## 1. INSPECT SEAT HEATER SWITCH

(a) Inspect the seat heater switch continuity.

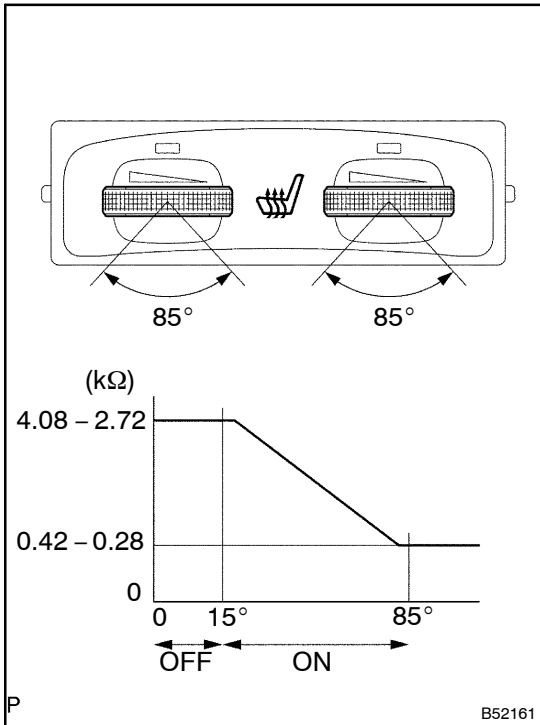
Condition	Tester connection	Specified condition
Constant	1 ↔ 2 ↔ 6	Continuity
	6 ↔ 9 ↔ 10	
	6 ↔ 7	
ON (Driver's side or Passenger's side)	3 ↔ 6	Continuity

If continuity is not as specified, replace the seat heater switch.

(b) Inspect the seat heater switch resistance.

Tester condition	Resistance
1 ↔ 6 6 ↔ 10	Refer to illustration

If the resistance value is not as specified, replace the seat heater switch.



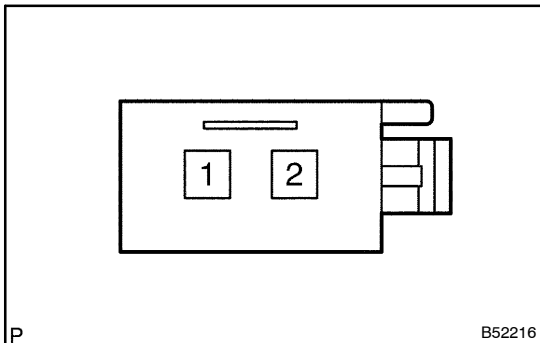
P B52161

## 2. INSPECT SEPARATE TYPE FRONT SEAT CUSHION COVER

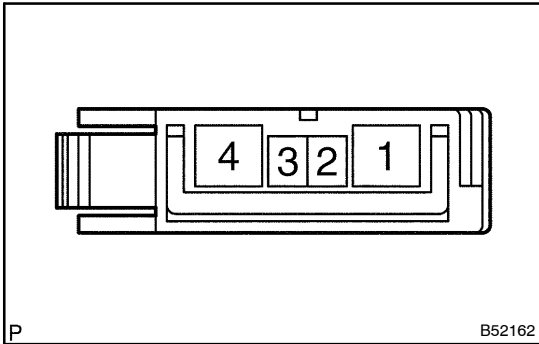
(a) Inspect the seat cushion heater assembly LH and RH continuity.

Condition	Tester connection	Specified condition
Constant	1 ↔ 2	Continuity

If continuity is not as specified, replace the front seat cushion cover assembly.



P B52216



P

B52162

### 3. INSPECT SEPARATE TYPE FRONT SEAT CUSHION COVER

- (a) Inspect the seat back heater assembly LH and RH continuity.

Condition	Tester connection	Specified condition
Constant	1 ↔ 4	Continuity
Seat heater temp. below 25°C (77°F)	2 ↔ 3	Continuity
Seat heater temp. above 45°C (113°F)	2 ↔ 3	No continuity

If continuity is not as specified, replace the front seat back cover assembly.